

2021 MEDIA GUIDE

Jan. 28-31, 2021



MARC LEISHMAN,
2020 FARMERS INSURANCE OPEN CHAMPION



www.FarmersInsuranceOpen.com



Connect with us! @FarmersInsOpen

TABLE OF CONTENTS

2021 Facts & Schedule of Events	2
Torrey Pines North hole-by-hole	3
Torrey Pines South hole-by-hole	6
2020 Results	9
Scoring Records.....	13
San Diego Champions: All-Time Results.....	14
2020 Tournament Highlights.....	18
Round by Round Scoring.....	19
Tournament History.....	20
Top 25 All-Time Money Leaders	45

2020 FACTS

FARMERS INSURANCE OPEN



This is the 69th year a PGA TOUR event has been held in San Diego, beginning with the San Diego Open in 1952. For 59 straight years, the Century Club of San Diego has been the local non-profit organization for the tournament. 2021 also marks the 54th time the event is being held at Torrey Pines Golf Course and the 12th year of Farmers Insurance's sponsorship of the tournament.

2020 Farmers Insurance Open Record Purse

The 2021 Farmers Insurance Open event will feature a record purse of \$7.5 million with first prize of \$1.35 million. In comparison, when the tournament was moved to Torrey Pines in 1968, the purse was \$150,000 and Tom Weiskopf earned the winner's check of \$30,000.

Schedule of Events (subject to change)

Monday - Tuesday, January 25-26 (Course Closed)

Wednesday, January 27 (Preview Day)

6:40 a.m. Farmers Insurance Pro-Am,
North & South Courses

Thursday, January 28 (Opening Day)

9:00 a.m. Opening Round, North and South Courses
12:00 p.m. - 4:00 p.m. Golf Channel

Friday, January 29

9:00 a.m. Second Round, North and South Courses
12:00 p.m. - 4:00 p.m. Golf Channel

Saturday, January 30

8:30 a.m. Third Round, South Course
10:00 a.m. - 12:00 p.m. Golf Channel
12:00 p.m. - 3:00 p.m. CBS

Sunday, January 31

8:30 a.m. Fourth Round, South Course
10:00 a.m. - 12:00 p.m. Golf Channel
12:00 p.m. - 3:30 p.m. CBS

After play - Awards Ceremony on 18th Green, South Course

Website

For more information about the Farmers Insurance Open, please visit www.FarmersInsuranceOpen.com.

HOLE-BY-HOLE

TORREY PINES NORTH COURSE

The following is a suggested way to play each hole on the North Course at Torrey Pines from a PGA professional's perspective.

Hole 1 Open the round on the new North Course with a straightforward par-4 outlined by a bunker on the left-hand side and a large eucalyptus tree on the right. The expansive green is protected by front bunkers on either side.



Hole 2 Featuring rolling hills and exceptional length, the second hole is the longest par-4 on the golf course and plays into a prevailing wind. A canyon borders the entire left side of this hole, which features only one bunker. The split-level green provides an additional challenge for players who end up on the wrong tier.

Hole 3 The first par-3 on the course directs players due west and provides substantial challenge for players of all skill levels. In addition to the significant length, a deep bunker guards this relatively small green perched neatly atop a small hill. Enjoy the stunning ocean and canyon views as you putt out.

Hole 4 This par-4 is one of the more breathtaking holes on the outward nine. It features a panoramic, ocean-backdrop view from the tee and borders the picturesque Torrey Pines State Reserve on the left. The synchronous combination of difficulty and aesthetics is accented by trees and a large, free-flowing Weiskopf signature bunker on the corner of this downhill dogleg-left tee shot. Two more bunkers on either side of the large, semi-blind green make par a good score on this hole.

Hole 5 A birdie or eagle opportunity awaits players on the easiest and shortest of all par-5s on the North Course. On this slight dogleg-left that usually plays downwind, players will want to avoid the bunkers to the right in order to reach the green in two. The second shot is slightly uphill to a large, contoured green. Only one small greenside bunker on the left makes this hole attack-worthy, but pay attention to the pin location on this challenging, tiered green.

Hole 6 This short par-4 features a single bunker on the left-hand side of the fairway in the primary landing area. Another bunker protects the right side of a deep, narrow green that penalizes players either short with a false front or on the left due to the closely-mown area.

Hole 7 This drivable par-4 is highlighted by two bunkers on the left side that challenge the tee shot. The green presents some putting, chipping and pitching challenges due to its substantial undulation. Mounding immediately behind provides a beautiful backdrop to this player-friendly hole. Two well-played shots will yield a great chance for an easy birdie.

HOLE-BY-HOLE

TORREY PINES NORTH COURSE

Hole 8 The tee on the par-3 eighth is the highest point on the course and affords a wonderful view over the property. It features an inviting downhill elevation change to a contoured green that is shielded by extensive bunkering on either side.

Hole 9 The outward nine concludes with a mid-length par-5 bordered by Torrey Pines trees and a bunker on the left in the landing area. The small, rolling green is well protected by two cavernous bunkers on both sides. Play this hole smartly and be rewarded with a good opportunity for a birdie or easy par.

Hole 10 The scenic back nine begins with a reachable par-5 that will depend on a solid tee shot toward the ocean. Players must avoid another massive Weiskopf signature bunker on the right-hand side in order to reach the green in two. The dramatic, small green features a blind coffin bunker on the right side and a great view of the Pacific Ocean to the west.

Hole 11 The second-shortest par-4 on the golf course deceives players with four visible bunkers from the tee box that appear to line the landing area. Three, however, are situated strategically around the green, making a conservative approach from the tee advantageous.

Hole 12 A wide, contoured green awaits players on this elevated par-3. The new tees on the canyon have expanded the yardages to over 200 yards from the back tees. Its signature feature is a vast ravine that defines the entire left side and forces a significant carry from all tees to safely reach the green.



Hole 13 This demanding par-4 plays alongside the ravine on the left with a bunker on the right. Both should be avoided at all costs. The green is especially challenging because it features a unique “hog back” running through the middle. The deceptive approach shot plays longer than it looks. Enjoy the majestic view of Broken Hill just over the green in the Torrey Pines State Reserve.

Hole 14 The par-4 14th is another long, demanding hole that features beautiful ocean views from the slightly elevated tees. The challenge off the tee is to drive the ball between the eucalyptus trees on either side of the fairway. The second shot is downhill and appears shorter than it truly is due to the bunker located short of the green. It is one of course designer Tom Weiskopf’s favorite holes.

HOLE-BY-HOLE

TORREY PINES NORTH COURSE

Hole 15 The par-3 signature hole at Torrey Pines North offers exceptional challenge and beauty in a postcard-worthy package. There are multiple tee locations to choose from that will provide a variety of different looks for professionals and amateurs alike. Dramatic elevation off the tee offers a significant hardship into the large, tiered green, especially when considering the strong ocean breeze. Don't forget your camera on this spectacular hole!

Hole 16 The gorgeous par-4 16th tasks players with driving the ball across a valley to a narrow fairway on a bluff hundreds of feet above the Pacific Ocean. The second shot is played uphill to a blind green, one club longer than the actual yardage. The old navigational marker framing the green gives players the line of play on the approach. A fantastic view lies back down the fairway to the south looking at La Jolla Shores.

Hole 17 The par-5 17th is a brand new hole for this golf course. It's a reachable par-5 that plays roughly 520 yards from the back tees. Players must avoid the large eucalyptus tree on the left and two bunkers further down the same side. There is a canyon bordering this hole that impacts the second and third shots. The green location is adjacent to this intimidating canyon, making this an exciting risk-reward par-5.

Hole 18 The trying home hole heads toward the clubhouse and boasts one of the longest par-4s on the golf course. The 18th shares its teeing area with No. 14, so any group on the box will have preference. The landing area is semi-blind, but there are no fairway bunkers to contend with to provide balance. The complex green is the largest on the golf course and is protected by three strategic bunkers. Welcome home!



HOLE-BY-HOLE

TORREY PINES SOUTH COURSE

The following is a suggested way to play each hole on the South Course at Torrey Pines from a PGA professional's perspective.

Hole 1 You should try to favor the left side of the fairway on your tee shot, which will give you the best angle of approach to the green. Into the prevailing wind, you also need to hit a big drive just to have a long iron into the green. Play your second shot to the middle back of the green for the most generous landing area. If you can't reach the green in two, then play up short to avoid the front bunkers, as they are very difficult to get it up and down from to save par.

Hole 2 Off the tee you should aim toward the left side, as the fairway slopes from left to right. A good tee shot will leave you a shorter iron to the green. You should try to hit your second shot on the same level as the hole. Avoid the right bunker and hitting it long, as either will make it almost impossible to make a par. Hit your putt extra hard if going uphill, and tap it ever so gently downhill.

Hole 3 Favor the center to the right of the green with your tee shot. Hitting it long, or left, is an automatic penalty. The prevailing wind usually offsets the elevation drop; so go with the yardage in club selection. If no wind, then take one less club. The green slopes left to right, so adjust your putting stroke accordingly.

Hole 4 This newly-widened fairway gives players many options off the tee. Players who take on more of the cliff to the west will be rewarded with a generous slope that will favor the left side, but also augment a good tee shot,

shortening the hole a bit. Even still, players need to hit it long off the tee just to have a chance to reach the green in two. The bunker on the left has been repositioned and downsized to make for a more interesting approach. Players now approach this green from either side. Be careful with a back-left pin position.

Hole 5 Your tee shot should favor the left side due to the fairway sloping left to right. On your second shot, you should avoid the right bunker and being long. The second shot always seems to play longer than it looks, so take a half of club, or a full club extra. Try to keep your second shot below the hole to avoid a severe slope in the front part of the green. Any putt above the hole will most likely run way past even with the slightest tap.

Hole 6 Long hitters can cut the corner and make the par 5 easily reachable in two shots. Big hitters must also aim right of the bunkers on the left side of the fairway, as they are reachable. Average hitters can aim at the bunkers at the end of the fairway without getting to them. Hit away on the second shot, as this green has one of the most generous approaches on the course. Average hitters may want to lay up 80-100 yards short for a full wedge shot. You should try to put your third shot on the same level as the hole, and avoid going long. There are lots of subtle breaks on this green, so pay close attention when lining up your putt.

Hole 7 You need a long drive on this hole, favoring the left side to have the best approach to the green. A tee shot to the right will result in the loss of at least one stroke to par because of the trees and lateral hazard. A new bunker on the left will give longer hitters a new challenge, and all players

HOLE-BY-HOLE

TORREY PINES SOUTH COURSE

will have to deal with the fairway bunkers each being moved closer to the short grass on the same side. Play your second shot to the left side of the green avoiding the very deep bunker on the right. The slope of the green is deceiving, as there is more slope from the back to the front than it appears. Adjust your putting speed accordingly. The chipping area on the left-hand side has been expanded.

Hole 8 Due to the fact that you cannot see the green surface from the tee, club selection on this par 3 is paramount. Go with the yardage, as the prevailing wind with you does not seem to affect the shot. The safest play is to aim to the right center of the green, as the front and rear bunkers are difficult to get your ball up and down for par. The green is multi-level, which makes for many challenging putts.

Hole 9 You will want a long drive here, as several new features make this hole more challenging and fun. For most players, this is a three-shot par 5. You should aim to the right side of the fairway on your second shot to get the best angle to the green while avoiding the newly-placed cross bunker at the approach. Long hitters must weigh their risk-reward options with both the front bunkering and new chipping area in the back of the green complex. Your third shot will play longer than the actual yardage, so take an extra club. Try to hit your third shot to the same level as the hole in order to have a reasonable putt at birdie. The green slopes from top to bottom more than it looks, so pay attention when lining up your putt.

Hole 10 A new tournament tee has been added to this relatively short par 4. New placement of both the fairway and adjacent bunkers give players many more options off

the tee. Play conservative and take a long iron or fairway wood to avoid the bunkers on either side or carry the bunker on the left into an expanded fairway that will make the approach a breeze. This green is fairly small, so putting your second shot in the middle of the green will leave you with a reasonable putt for birdie.

Hole 11 When selecting your club you want to take enough club to clear the ditch in front of the green. With the prevailing wind it will normally play one or two clubs longer than the yardage. The left bunker is easier to get out of than the right bunker, so aim accordingly. The green slopes from back to front, making uphill putts slow and downhill putts fast.

Hole 12 Hit your tee shot as hard as possible just to have a chance to reach the green with a long iron. Favor the left side of the fairway for the best approach to the green. Try to hit your second shot to the middle of the green. If you have to lay up, aim toward the front right of the green for the easiest chip shot. This green is flatter than it looks, so putts will not break as much as they appear.

Hole 13 Avoid the bunkers on the right side of the fairway off the tee, especially now that they have been brought closer to the fairway. For long tee shots, this par 5 hole is reachable in two. If you can't reach the green in two shots, use a mid to long iron and aim toward the right side of the fairway on your second shot. The left side of the fairway brings the lateral hazard into play. The third shot plays a little longer than the yardage due to the change in elevation. The green slopes substantially from back to front, so make adjustments with the speed of your putt.

HOLE-BY-HOLE

TORREY PINES SOUTH COURSE


Hole 14 You will want to favor the right side of the fairway with a long tee shot to have the best approach to the green. You should place your second shot in the middle of the green, avoiding left and long, as that is an automatic penalty. Putting on this green is pretty much what you see is what you get.

Hole 15 This is the most difficult driving hole on the course. You must place your tee shot in the right side of the fairway to avoid the tree row on the left and trees on the right. Being a two tiered green, you need to use the right club to get on the same level as the hole location on your second shot. Uphill putts are very slow and downhill putts are very fast.

Hole 16 Club selection is paramount, as it normally plays one or two clubs longer than the yardage due to the prevailing wind. Aim your tee shot to the right center of the green. Avoid the bunkers on the left, as they are treacherous to get out of, let alone getting it close to the hole. The green slopes right to left more than it looks, so adjust how hard you want to hit your putt accordingly.

Hole 17 The newly-renovated 17th is now more diabolical than ever with its fairway edging even closer to the canyon on the left side. With the natural hazard now more in play, the best placement for your drive is the right center of the fairway. Bigger hitters would do well to lay up with a fairway wood to avoid the extended bunkers on the right. The green is elevated to where you can't see the putting surface, so pay attention to the yardage. The green is split down the middle so try to place your second shot on the side of the hole location. The green has lots of undulations and is one of the toughest to putt. Two putts are commendable here.

Hole 18 Try to split the fairway with your tee shots, staying in between the bunkers. From the back tees, this par 5 is a three shot hole for most players. From the front tees it's reachable in two shots. For your second shot you need to select a club that will leave you 80-100 yards short of the green to avoid the lake, and to have a full sand wedge or wedge for your third shot. The green slopes from the back to front, as well as left to right on the right side of the green and right to left on the left side of the green. So it is premium to place your third shot on the side of the hole location to have an easier putt.



2020 RESULTS

<u>PLAYER</u>	<u>POS</u>	<u>R1</u>	<u>R2</u>	<u>R3</u>	<u>R4</u>	<u>TOT</u>	<u>EARNINGS</u>	<u>FED EX PTS</u>
Marc Leishman	1	68	72	68	65	273	\$1,350,000.00	500.00
Jon Rahm	2	68	71	65	70	274	\$817,500.00	300.00
Brandt Snedeker	3	69	67	72	68	276	\$442,500.00	162.50
Rory McIlroy		67	73	67	69	276	\$442,500.00	162.50
Tom Hoge	5	71	71	67	68	277	\$307,500.00	110.00
Bubba Watson	6	67	73	69	69	278	\$253,125.00	91.67
Patrick Reed		69	69	70	70	278	\$253,125.00	91.67
Tony Finau		70	70	68	70	278	\$253,125.00	91.67
Max Homa	9	73	68	71	67	279	\$181,875.00	67.83
Patrick Rodgers		70	69	72	68	279	\$181,875.00	67.83
Beau Hossler		72	66	73	68	279	\$181,875.00	67.83
Charley Hoffman		69	74	71	65	279	\$181,875.00	67.83
Tiger Woods		69	71	69	70	279	\$181,875.00	67.83
Harry Higgs		70	68	69	72	279	\$181,875.00	67.83
Maverick McNealy	15	71	71	69	69	280	\$136,875.00	55.00
Jason Day	16	73	67	72	69	281	\$114,375.00	49.00
Keegan Bradley		66	72	73	70	281	\$114,375.00	49.00
J.B. Holmes		68	69	71	73	281	\$114,375.00	49.00
Sung Kang		69	71	67	74	281	\$114,375.00	49.00
Cameron Champ		71	68	68	74	281	\$114,375.00	49.00
Russell Knox	21	69	74	69	70	282	\$69,041.67	35.83
Matthew Wolff		76	66	71	69	282	\$69,041.67	35.83
Will Gordon		75	68	69	70	282	\$69,041.67	0.00
Collin Morikawa		70	69	74	69	282	\$69,041.67	35.83

2020 RESULTS



<u>PLAYER</u>	<u>POS</u>	<u>R1</u>	<u>R2</u>	<u>R3</u>	<u>R4</u>	<u>TOT</u>	<u>EARNINGS</u>	<u>FED EX PTS</u>
Jason Kokrak		69	74	69	70	282	\$69,041.67	35.83
Zac Blair		72	66	72	72	282	\$69,041.67	35.83
Sebastian Cappelen		66	71	71	74	282	\$69,041.67	35.83
Tyler McCumber		72	68	68	74	282	\$69,041.67	35.83
Ryan Palmer		72	62	71	77	282	\$69,041.67	35.83
Jhonattan Vegas	30	69	68	75	71	283	\$45,937.50	24.33
Matthew NeSmith		67	70	76	70	283	\$45,937.50	24.33
J.J. Spaun		73	67	74	69	283	\$45,937.50	24.33
Kevin Tway		67	74	74	68	283	\$45,937.50	24.33
Jimmy Walker		71	70	70	72	283	\$45,937.50	24.33
Mark Anderson		74	66	69	74	283	\$45,937.50	24.33
Zack Sucher	36	70	73	69	72	284	\$32,666.67	16.00
Jason Dufner		70	71	72	71	284	\$32,666.67	16.00
Robby Shelton		71	72	70	71	284	\$32,666.67	16.00
Sungjae Im		67	73	71	73	284	\$32,666.67	16.00
Cameron Percy		68	73	74	69	284	\$32,666.67	16.00
Cameron Davis		76	65	69	74	284	\$32,666.67	16.00
Talor Gooch		71	72	72	69	284	\$32,666.67	16.00
Jamie Lovemark		73	68	69	74	284	\$32,666.67	16.00
Luke List		73	70	72	69	284	\$32,666.67	16.00
Joseph Bramlett	45	71	70	71	73	285	\$22,950.00	10.25
Hideki Matsuyama		73	67	74	71	285	\$22,950.00	10.25
Kevin Streelman		72	71	68	74	285	\$22,950.00	10.25
John Huh		70	73	71	71	285	\$22,950.00	10.25


2020 RESULTS



<u>PLAYER</u>	<u>POS</u>	<u>R1</u>	<u>R2</u>	<u>R3</u>	<u>R4</u>	<u>TOT</u>	<u>EARNINGS</u>	<u>FED EX PTS</u>
Lucas Glover	49	73	67	73	73	286	\$18,700.00	7.75
Cameron Tringale		68	75	69	74	286	\$18,700.00	7.75
Scott Stallings		71	69	74	72	286	\$18,700.00	7.75
Joaquin Niemann		71	70	70	75	286	\$18,700.00	7.75
Ryan Brehm		70	72	74	70	286	\$18,700.00	7.75
Sam Burns		74	69	73	70	286	\$18,700.00	7.75
Jordan Spieth	55	70	70	73	74	287	\$17,025.00	5.20
Pat Perez		69	74	70	74	287	\$17,025.00	5.20
Joel Dahmen		67	73	72	75	287	\$17,025.00	5.20
Martin Laird		71	71	72	73	287	\$17,025.00	5.20
Stewart Cink		68	71	75	73	287	\$17,025.00	5.20
Ben Taylor		71	69	71	76	287	\$17,025.00	5.20
Brandon Wu		68	72	71	76	287	\$17,025.00	5.20
Grayson Murray		70	73	72	72	287	\$17,025.00	5.20
Xinjun Zhang		67	76	72	72	287	\$17,025.00	5.20
Aaron Baddeley	64	71	72	69	76	288	\$16,050.00	3.90
Denny McCarthy		70	71	73	74	288	\$16,050.00	3.90
Cameron Smith		70	71	74	73	288	\$16,050.00	3.90
Doc Redman		70	73	74	71	288	\$16,050.00	3.90
Byeong Hun An	68	67	74	77	71	289	\$15,600.00	3.30
Billy Horschel		68	72	80	69	289	\$15,600.00	3.30
Rhein Gibson	70	69	73	72	76	290	\$15,375.00	3.00
Harris English	71	72	70	74	75	291	\$15,150.00	2.85
Chase Seiffert		71	71	78	71	291	\$15,150.00	2.85

2020 RESULTS

<u>PLAYER</u>	<u>POS</u>	<u>R1</u>	<u>R2</u>	<u>R3</u>	<u>R4</u>	<u>TOT</u>	<u>EARNINGS</u>	<u>FED EX PTS</u>
Chris Baker	73	72	68	74	78	292	\$14,625.00	2.50
Bill Haas		72	70	73	77	292	\$14,625.00	2.50
Matt Jones		75	68	73	76	292	\$14,625.00	2.50
Richy Werenski		72	68	78	74	292	\$14,625.00	2.50
Dylan Frittelli		76	66	77	73	292	\$14,625.00	2.50
Trey Mullinax	78	77	66	75	78	296	\$14,175.00	2.20
Dominic Bozzeli	79	68	73	78	78	297	\$14,025.00	2.10



SCORING RECORDS

9-Hole Record:

27, Brandt Snedeker, North Course, holes 10-18, 2007
 28, Nick Watney, South Course, holes 10-18, 2011
 29, David Frost, South Course, holes 1-9, 1987
 29, Gil Morgan, North Course, holes 1-9, 1988
 29, J.B. Holmes, South Course, holes 1-9, 2018
 29, Jon Rahm, North Course, holes 10-18, 2018

Best 1st Round Score:

61, Brandt Snedeker, North Course, 2007

Best 2nd Round Score:

61, Mark Brooks, North Course, 1990

Best 3rd Round Score:

62, Tiger Woods, South Course, 1999

Best 4th Round Score:

63, Tommy Nakajima, South Course, 1984
 63, Greg Chalmers, South Course, 2002
 63, Nick Watney, South Course, 2011

Best 1st 36 Holes:

129, Lennie Clements, 1996
 129, Tom Lehman, 2005
 129, Justin Rose, 2019

Best Final 36 Holes:

127, in 1999 by Tiger Woods

Best 54 Holes:

198, Woody Blackburn, 1985
 198, Tiger Woods, 2008
 198, Kyle Stanley, 2012
 198, Justin Rose, 2019

Best 72 Holes:

266, George Burns, 1987 and Tiger Woods, 1999

Low Start By A Winner:

63, George Burns, 1987
 63, Justin Rose, 2019

High Start By A Winner:

76, Pete Brown, 1970 and Fuzzy Zoeller, 1979

Low Finish By A Winner:

64, Billy Casper, 1966, Stardust
 64, Davis Love III, 1996
 64, Scott Simpson, 1998

Largest 18-hole Lead:

3, Ted Kroll, 1952, San Diego Country Club
 3, Camilo Villegas, 2009

Largest 36-hole Lead:

4, Ted Kroll, 1952, Mission Valley Country Club
 4, Tommy Bolt, 1955, Mission Valley Country Club
 4, Tiger Woods, 2008

Largest 54-hole Lead:

8, Tiger Woods, 2008

Largest Margin of Victory:

8, Tiger Woods, 2008

Best Come From Behind Win:

8, Scott Simpson, 1998

Wire-to-Wire Winners:

Ted Kroll, 1952
 Tommy Bolt, 1953
 Tommy Bolt, 1955
 J.C. Snead, 1976
 Johnny Miller, 1982

SAN DIEGO CHAMPIONS



ALL-TIME RESULTS (AT TORREY PINES)

2020	Marc Leishman	20:1, 19:T43, 18:T8, 17:T20, 16:MC, 15:T27, 14:T2, 13:MC, 12:T52, 11:T9, 10:T2; 09:T26	2009	Nick Watney	09:T7, 08:T67, 06:WD, 03:T13, 02:T22 20:MC, 19:T72, 18:T58, 17:MC, 16: MC, 15:T7, 14:T59, 13:T4, 12:T60, 11:T, 10:T9, 09:1, 08:MC, 07:T9, 06:T49, 05:MC
2019	Justin Rose	20:MC, 19:1, 18:T8, 17:T4, 16:MC, 15:MC, 12:T33, 11:T25, 10:T22, 07:T51, 05:MC	2008	Tiger Woods	Listed for 2013
2018	Jason Day	20:T16, 18:1, 17:MC, 16:MC, 15:1, 14:T2, 13:T9, 10:MC, 09:T35, 08:T49	2007	Tiger Woods	Listed for 2013
2017	Jon Rahm	20:2, 19:T5, 18:T29, 17:1	2006	Tiger Woods	Listed for 2013
2016	Brandt Snedeker	20:T3, 19:T62, 18:T45, 17:T9, 16:1, 15:T19, 14:MC, 13:T2, 12:1, 11:T9, 10:T2, 09:T42, 08:MC, 07:T3	2005	Tiger Woods	Listed for 2013
2015	Jason Day	Listed for 2018	2004	John Daly	13:MC, 11:T65, 10:MC, 08:MC, 07:MC, 06:T63, 05:T70, 04:1, 02:4, 01: T48, 99:MC, 98:T16, 97:MC, 93:MC, 92: MC, 91:T60
2014	Scott Stallings	20:T49, 19: T43, 18:MC, 17:MC, 16: T25, 15: T2, 14:1, 11:MC	2003	Tiger Woods	Listed for 2013
2013	Tiger Woods	20:T9, 19:T20, 18:T23, 17:MC, 15:WD, 14:MC, 13:1, 11:T10, 08:1, 07:1, 06:1, 05:1, 04:T10, 03:1, 02:T5, 01:4, 00:T2, 99:1, 98:T3	2002	Jose Maria Olazabal	07:MC, 06:P2, 04:T59, 03:MC, 02:1, 01:T13
2012	Brandt Snedeker	Listed for 2016	2001	Phil Mickelson	18:T45, 17:T14, 16: MC, 15:MC, 14:WD, 13:T52, 12:MC, 11:2, 10:19, 09:T42, 08:T6, 07:T51, 06:T8, 05:T56, 04:T4, 03:T4, 02:MC, 01:1, 00:1, 99:MC, 98:T49, 97:T38, 96:T2, 95:T16, 94:3, 93:1
2011	Bubba Watson	20:T6, 14:T23, 12:T13, 11:1, 10:MC, 09:T7, 08:T47, 07: T4, 06:T56	2000	Phil Mickelson	Listed for 2001
2010	Ben Crane	19:MC, 17:MC, 16:T25, 15:MC, 14:T68, 13:MC, 12:MC, 11:T14, 10:1,			

SAN DIEGO CHAMPIONS



ALL-TIME RESULTS (AT TORREY PINES)

1999	Tiger Woods	Listed for 2013	97:T11, 95:T16, 94:T24, 93:T4, 91:1, 89:T42, 88:T10, 87:T36
1998	Scott Simpson	05:T78, 99:T7, 98:1, 97:T16, 96:T3, 94:T15, 93:T37, 92:T53, 91:T35, 90:T11, 89:T29, 88:T23, 87:T6, 86:T50, 85:T19, 83:7, 82:T14, 79:T10	1990 Dan Forsman 02:T68, 99:T35, 98:T57, 97:T34, 96:T66, 95:T69, 93:T74, 92:T15, 91:3, 90:1, 89:6, 88:T3, 86:81
1997	Mark O'Meara	07:T39, 06:T16, 05:T70, 02:T2, 01:T69, 00:T41, 98:T47, 97:1, 96:T3, 95:T58, 92:T25, 90:T4, 89:T2, 88:T31, 87:T50, 84:T23, 83:T27, 82:T41, 81:T39	1989 Greg Twiggs 98:T57, 96:T56, 93:T4, 89:1
1996	Davis Love III	09:T35, 06:T24, 01:T2, 00:4, 98:T3, 97:T59, 96:1, 92:T38, 86:T24	1988 Steve Pate Listed for 1992
1995	Peter Jacobsen	02:T58, 99:T60, 98:T57, 97:T51, 96:T45, 95:1, 87:T6, 84:T70, 82:T32, 78:T20, 77:T152	1987 George Burns 90:37, 88:T48, 87:1, 86:T73, 82:T12, 81:T4, 80:T13, 78:T30, 77:T9, 76:T27
1994	Craig Stadler	00:T14, 99:T27, 98:T13, 97:T2, 96:T24, 95:T12, 94:1, 93:T9, 92:T46, 90:T4, 89:T19, 87:DQ, 85:T12, 84:T3, 83:T10, 82:T32, 81:T7, 80:T13, 79:T25, 78:T42, 77:T68	1986 Bob Tway 07:T60, 06:T70, 05:T45, 04:T21, 03:T28, 02:T24, 01:T20, 00:T14, 98:T16, 97:T11, 93:T80, 92:T38, 89:T19, 88:T18, 86:1
1993	Phil Mickelson	Listed for 2001	1985 Woody Blackburn 88:T58, 86:T28, 85:1
1992	Steve Pate	02:T68, 00:T14, 99:T52, 98:T6, 97:T38, 94:T31, 93:T15, 92:1, 91:T5, 90:56, 89:19, 88:1, 87:T36, 86:T18, 85:T68	1984 Gary Koch 89:T53, 88:T10, 87:T47, 86:T6, 85:T29, 84:1, 81:T67, 79:T33, 78:T30, 76:T32
1991	Jay Don Blake	02:T44, 01:T7, 00:T14, 98:T27,	1983 Gary Hallberg 94:T24, 86:T6, 85:T12, 84:2, 83:1, 82:T2, 81:T4
			1982 Johnny Miller 89:T12, 87:T36, 86:T28, 85:T19, 83:T21, 82:1, 81:T10, 78:T11, 75:T16, 72:T27, 70:T34
			1981 Bruce Lietzke 90:T11, 88:T45, 86:T18, 85:T37, 83:T27, 82:T59, 81:1

SAN DIEGO CHAMPIONS



ALL-TIME RESULTS (AT TORREY PINES)

			1972	Paul Harney	73:T12, 72:1, 71:T3, 70:T12, 69:T23, 68:T7
1980	Tom Watson	92:T6, 89:T53, 88:T23, 87:T13, 86:T11, 83:T5, 82:T7, 81:T32, 80:1, 79:T2, 78:T11, 77:1, 76:T27, 74:T4, 73:T22, 72:T68	1971	George Archer	81:T41, 77:T9, 75:T16, 74:T22, 71:1, 70:T26, 69:T20, 68:T45
			1970	Pete Brown	80:T70, 79:T72, 73:T37, 70:1
1979	Fuzzy Zoeller	01:T82, 98:T57, 88:T66, 84:T41, 82:T7, 81:T19, 80:T56, 79:1, 78:3	1969	Jack Nicklaus	82:2, 72:T32, 71:T3, 70:3, 69:1, 68:5
			1968	Tom Weiskopf	92:T25, 79:T14, 70:4, 68:1
1978	Jay Haas	05:T45, 04:T10, 03:T21, 02:T13, 98:T76, 97:T34, 94:T51, 92:T21, 89:T58, 88:2, 87:T60, 85:T29, 84:T14, 82:T53, 81:T36, 80:T7, 78:1, 77:6			
1977	Tom Watson	Listed for 1980			
1976	J.C. Snead	87:T2, 86:T28, 85:T37, 83:T48, 82:T16, 81:T25, 80:T7, 79:T14, 78:T20, 77:T39, 76:1, 75:1, 74:8, 71:T34			
1975	J.C. Snead	Listed for 1976			
1974	Bobby Nichols	84:T52, 80:T64, 79:T56, 78:T50, 77:T26, 76:21, 75:T2, 74:1, 71:T13, 70:T42, 69:T43, 68:T9			
1973	Bob Dickson	77:T59, 76:T7, 75:T69, 74:T63, 73:1, 71:T34, 69:T15			

2020 TOURNAMENT HIGHLIGHTS

Thursday Highlights

Farmers Insurance Open rookie Sebastian Cappelletti and 2011 PGA Championship winner Keegan Bradley shared the first-round lead after each fired rounds of 6-under-par 66.

A four-time All-American at the University of Arkansas and a native of Denmark, Cappelletti's road to the 18-hole co-lead was the more impressive as he blazed through his first ever round on Torrey Pines' South Course – which played almost two strokes over par on average (73.69) and three strokes higher than the North Course – on the strength of eight birdies.

"I'll take it, especially since I didn't play the back nine on that golf course. I just walked it yesterday," Cappelletti said. "I actually only played nine holes on the South Course and walked the others. I wasn't feeling well on Monday, just played nine out here, and played North (Course) on Tuesday."

Bradley's bogey-free round on Torrey Pines' North Course was his lowest of 33 career rounds at the Farmers Insurance Open. His recent success at the tournament includes a T4 in 2017 and fifth in 2018.

"I really like that you can hit driver on every hole, which is very rare," Bradley said. "So I'm basically going to hit driver on every hole but par-3s and I like that. The fairways over there at the North (Course) are very skinny, but I guess the ones I missed I had good lies, so I don't remember ever having a really bad lie."

Farmers Insurance Open sophomore Rory McIlroy and 2011 Farmers Insurance Open champion Bubba Watson were among eight players one shot back after opening rounds of 5-under 67. Watson, making first start in the tournament since 2014, holed out for eagle on No. 18 of the South Course from 100 yards, the fifth-longest hole-out for eagle on the hole since 2003.

Making his first PGA TOUR start in 2020, and his first bid to become the TOUR's all-time win leader with a record-breaking 83rd career victory, seven-time Farmers Insurance Open winner Tiger Woods opened with a

3-under 69 on the North Course.

Hometown favorite and three-time tournament champ Phil Mickelson shot an even-par 72 in his return to the Farmers Insurance Open, after taking a hiatus from the event in 2019.

Friday Highlights

Ryan Palmer matched his second-round score from the 2006 tournament and catapulted himself into a two-shot lead at the tournament's midpoint after carding an electrifying 10-under-par 62 on Torrey Pines' North Course on Friday.

The 2018 Farmers Insurance Open runner-up recorded 11 birdies against one bogey, hit seven of 14 fairways, 14 of 18 greens in regulation and needed just 22 putts. Palmer missed out the North Course's 18-hole record, and his own career low round on the PGA TOUR, by one stroke. Palmer held an identical 10-over 134 mark after the event's first two rounds in 2019, but that put him in a tie for third place.

"I knew today when I got out here ... a good 5-, 6-under-par round was to be had. I just took what I had and it turned into a 62," Palmer said. "When you get the chance to get the ball rolling, you get 5-under through six and you're seven (under) through eight or nine, or seven (under) through 10, you start thinking about lower rounds. Keep going on each hole and knowing you're putting well. It's funny, when you are feeling that way, the hole gets bigger. They (the putts) were all inside 20 feet, everything I made. It's one of those ball-striking days and made the putts. This golf course, it's a matter of hitting it in the fairway. If I keep driving the ball the way I have been, I'll have a lot of chances."

2012 and 2016 Farmers Insurance Open champion Brandt Snedeker shot a 5-under 67 on Torrey Pines' South Course to move into second place at 8-under 136 overall. Snedeker had two stretches in which he made three consecutive birdies (Nos. 3-5 and 13-15), and he holed his third shot from the greenside bunker from 68 feet, 5 inches on the par-4 15th hole.

2020 TOURNAMENT HIGHLIGHTS

First-round co-leader Sebastian Cappelen, J.B. Holmes, Jhonattan Vegas and Matthew NeSmith were tied for third at 7-under 137.

Seventy-nine players – including past Farmers Insurance Open winners Jon Rahm (T12; 5-under 139), Jason Day (T17; 4-under 140), Tiger Woods (T17; 4-under 140) and Scott Stallings (T17; 4-under 140) – made the 36-hole cut at 1-under 143.

Saturday Highlights

Jon Rahm put himself in pole position to become the 10th multiple winner of the tournament after his 7-under-par 65 on Torrey Pines' South Course left him alone in the 54-hole lead at 12-under 204.

Rahm, who won his first PGA TOUR event at the 2017 Farmers Insurance Open, holed out for eagle on No. 2 with a wedge from 111 yards en route to a 5-under 31 on the front nine – his lowest front nine score on the South Course. Rahm went 16-of-16 on putts inside 15 feet.

"I was still focused on hunting Ryan and hunting the lead, Rahm said. "I would say the MVP of today would be my lob wedge. I mean, the up-and-downs on (Nos.) 5, 6, 12, 13, 14 and 15 saved the round. It changed a round that could have been 3-, 4-under, which is still a great round, into a bogey-free 7-under. Especially those bunker shots, they weren't easy and made it look pretty easy after seeing some of the highlights."

Second-round leader Ryan Palmer is one shot off the lead at 11-under 205 after hitting 9-of-14 fairways and 16-of-18 greens in regulation on the way to a 1-under 71.

Rory McIlroy, Sung Kang, Harry Higgs and Cameron Champ are tied for third at 9-under 207.

Tiger Woods (T14) sits five shots back at 7-under 209. He shot a 3-under 69 while scrambling to successfully get up-and-down five-of-five times.

Sunday Highlights

On Australia Day, Marc Leishman's final-round, 7-under-par 65 was his lowest score in 44 career rounds at Torrey Pines as he overcame a four-stroke deficit to hold off 2017 Farmers Insurance Open champion Jon Rahm by one stroke and claim his fifth career PGA TOUR title at the 2020 Farmers Insurance Open.

The 36-year-old Australian put the finishing touches on his winning score of 15-under 273 with a birdie on No. 18. Leishman shot 5-under 31 on the front nine to catapult himself into contention on Sunday, making birdies at Nos. 1, 2, 4, 6 and 8. His stellar iron play and putting offset the fact that he only hit three of 14 fairways off the tee. He hit 14-of-18 greens in regulation and took 25 putts in the final round.

Playing in his 12th consecutive Farmers Insurance Open, Leishman has five top-10 results in the tournament, including runner-up finishes in the 2010 and 2014 editions.

"I've come close here a few times. Not that it owed me one, but I feel like it's a good spot for me," Leishman said. "You dream to be on the PGA TOUR one day ... and all of a sudden to have five victories, it's a great feeling. And on Australia Day, it's pretty amazing. My iron game was great all week, and putting particularly. I've never had a week like that on the greens. You're not going to win TOUR events if you're not putting well, and I putted probably as good as I ever putted today."

Runner-up and third-round leader Rahm shot a 2-under 70 in the final round to finish at 14-under 274. Rory McIlroy, who placed T5 in his Farmers Insurance Open debut in 2019, followed up with a tie for third place (12-under 276) with Brandt Snedeker.

Seven-time Farmers Insurance Open champion Tiger Woods finished T9 (9-under 279) in his first PGA TOUR event of 2020.

ROUND BY ROUND

SCORING AVERAGES*

	R1	R2	R3	R4	AVG.	TO PAR		R1	R2	R3	R4	AVG.	TO PAR
2020	72.205	71.662	71.709	71.861	71.885	(-0.115)	1998	70.571	72.086	71.593	--	71.374	(-0.626)
2019	70.513	71.302	71.195	71.766	71.194	(-0.806)	1997	71.019	71.439	72.769	73.346	71.839	(-0.161)
2018	71.462	72.090	72.208	74.779	72.343	(+0.343)	1996	70.058	71.052	71.208	71.195	70.768	(-1.232)
2017	72.186	72.916	71.620	71.767	72.268	(+0.268)	1995	70.878	70.740	72.341	70.976	71.110	(-0.890)
2016	72.128	72.321	73.264	77.901	73.275	(+1.275)	1994	70.599	71.221	71.000	71.238	70.979	(-1.021)
2015	71.916	71.910	72.824	74.054	72.406	(+0.406)	1993	78.383	73.236	72.333	71.844	74.452	(+2.452)
2014	72.487	72.294	73.732	72.370	72.625	(+0.625)	1992	70.417	70.574	70.757	--	70.545	(-1.455)
2013	70.897	72.217	73.287	72.442	72.023	(+0.023)	1991	70.974	70.692	70.521	71.113	70.828	(-1.172)
2012	71.045	71.359	71.241	72.534	71.418	(-0.582)	1990	71.173	71.348	74.667	72.218	72.043	(+0.043)
2011	71.839	71.961	72.759	72.797	72.197	(+0.197)	1989	71.195	71.014	71.053	71.253	71.121	(-0.879)
2010	71.481	71.271	72.628	72.346	71.747	(-0.253)	1988	71.295	70.691	70.268	70.704	70.836	(-1.164)
2009	73.551	73.000	74.059	72.366	73.282	(+1.282)	1987	70.359	69.922	69.683	71.963	70.378	(-1.622)
2008	72.839	72.723	72.303	74.788	73.009	(+1.009)	1986	71.949	71.792	71.576	--	71.808	(-0.192)
2007	70.551	71.513	72.784	72.466	71.543	(-0.457)	1985	70.192	70.000	69.905	72.824	70.507	(-1.493)
2006	71.833	71.703	73.171	73.439	72.299	(+0.299)	1984	70.724	71.406	70.618	71.316	71.032	(-0.986)
2005	70.994	71.503	73.086	73.049	71.877	(-0.123)	1983	72.394	71.630	71.108	70.608	71.607	(-0.393)
2004	71.536	72.040	73.171	73.134	72.265	(+0.265)	1982	72.007	71.000	71.500	70.919	71.408	(-0.592)
2003	72.429	71.301	72.507	73.014	72.158	(+0.158)	1981	72.082	72.428	72.292	72.667	72.998	(+0.998)
2002	71.942	71.444	73.101	72.404	72.085	(+0.085)	1980	72.921	73.068	73.068	72.432	72.912	(+0.912)
2001	70.955	70.464	70.800	70.659	70.717	(-1.283)	*average includes both North and South course scores						
2000	72.224	70.745	72.070	71.831	71.636	(-0.364)							
1999	71.513	70.556	70.767	71.219	71.022	(-0.978)							

TOURNAMENT HISTORY



1952

January 17-20



San Diego Country Club
\$10,000 total purse, \$2,000 first prize

Winner: Ted Kroll

65-69-72-70 - 276

Two things — rain and low scores — marked the first Open, and as it turns out they were brands for the San Diego Open. A torrential storm washed out Wednesday's practice round, and although few days were lost to weather, winter rains plagued the event for years. Ted Kroll opened with a 65. It was the lowest score shot on the course in 25 years, and low scores would be a highlight of Opens to come. Playing under lift, clean and place rules, Kroll shot 276 to beat Jimmy Demaret by three shots. Former boxing champ, Joe Louis, played with PGA president Horton Smith as "an invited guest," despite African-American Bill Spiller's having qualified for the tournament only to be turned away at the first tee. That week the PGA board agreed to loosen its Caucasian-only restriction slightly, and the Phoenix Open agreed to allow black players to compete if they qualified the following week.

Final Leaders:

1. Ted Kroll	65-69-72-70	276
2. Jimmy Demaret	73-69-68-69	279
3. Jim Ferrier	73-69-69-71	282
3. Jay Hebert	69-71-70-72	282

1953

January 15-18



San Diego Country Club
\$10,000 total purse, \$2,000 first prize

Winner: Tommy Bolt

66-68-70-70 - 274

After the first round, leader Tommy Bolt told reporters, "I've got a secret for you. I'm going to come out on top." That he did with a new tournament record, 274. As did Kroll the year before, Bolt went wire-to-wire. But his reputation for having a bad temper was challenged. Dr. Cary Middlecoff made 8 on the par-4 15th hole in the third round, knocked his ball off the green and walked in from there. Runner-up Doug Ford, who was tied the lead on No. 9 Sunday only to find himself four down four holes later, was tossing clubs. Said Bolt, "[Ford] took the club-throwing title away from me a long time ago. I can't get [his] kind of distance throwing clubs. After the 14th I was just jelly-rollin', playing everything safe on the last four holes. And, man, it felt good."

Final Leaders:

1. Tommy Bolt	66-68-70-70	274
2. Doug Ford	68-71-66-72	277
3. Al Brosch	73-68-64-73	278
4. Gene Littler	71-70-68-70	279
4. Lloyd Mangrum	68-73-67-71	279

1954

January 14-17



Rancho Santa Fe Country Club
\$15,000 total purse, \$2,400 first prize

Winner: Gene Littler

67-66-69-72 - 274

The day the tournament started Howard Hagen wrote in The San Diego Union, "There's a distinct possibility that the entire professional field may be upset by Gene Littler, 23-year-old San Diego naval airman and National Amateur champion." After sharing seventh place and fourth the first two years, Littler took the lead in the second round on the course where he'd won the State Open in 1953. This was the first time the event was telecast locally, by both Channels 8 and 10, and the first year it was sponsored by Convair. Littler, still an amateur, made just four bogeys all week, three on the rain-soaked final day. After actress Esther Williams presented a silver tea set to Littler and the first-prize check to runner-up Dutch Harrison, Littler said, "I offered to split prizes with Dutch but he wasn't interested."

Final Leaders:

1. Gene Littler	67-66-69-72	274
2. E.J. Harrison	69-67-71-71	278
3. Ted Kroll	71-71-67-71	280
3. Cary Middlecoff	70-67-70-73	280

TOURNAMENT HISTORY



1955

January 20-23



Mission Valley Country Club
\$15,000 total purse, \$2,400 first prize

Winner: Tommy Bolt

64-67-72-71 – 274

Tommy Bolt went wire-to-wire for the second time in three years. Bolt birdied the first seven holes of the tournament and was 8-under through 10 despite soggy conditions. With 14-under par 274, he matched his tournament record and beat Jackie Burke Jr. by three shots. Gene Littler, who turned pro soon after his 1954 victory, finished in the top seven for the fourth straight year. "I figured I had it won when I got to 4-under after six," Bolt said Sunday. "I didn't see how I could lose. This is the second time I've won this tournament and I like it so much I think I'm going to move here." Bolt also told the tournament director, John Jay Hopkins, "With all these people here today you ought to raise the purse to \$25,000. It would bring a little publicity for Convair."

Final Leaders:

1. Tommy Bolt	64-67-72-71	274
2. Johnny Palmer	69-70-68-69	276
3. Fred Haas	74-66-70-67	277
3. Ted Kroll	70-69-71-67	277

1956

October 4-7



Singing Hills Country Club
\$15,000 total purse, \$2,400 first prize

Winner: Bob Rosburg

70-68-67-65 – 270

Bob Rosburg began the final round two shots behind Dow Finsterwald but birdied holes 6 through 11 en route to a 65 that gave him the tournament record at 18 under par, two better than Dick Mayer. Rosburg made just four bogeys all week and missed only two greens on the weekend. In addition to a new record in '56, the date was moved to the fall in an attempt to avoid the winter rains. The site was moved to Singing Hills, which had opened earlier that year. Times were tough for the tournament, which continued to lose money. "This might be the last year of the Open," said Convair spokesman Eddie Jones. "We won't go back on the winter tour now that the Caliente Open is apparently a fixture." That event in Tijuana was played in January 1956-58 on San Diego's traditional dates.

Final Leaders:

1. Bob Rosburg	70-68-67-65	270
2. Dick Mayer	67-69-68-65	272
3. Doug Ford	72-68-67-66	273
3. Don January	68-67-70-68	273

1957

October 31-
November 3



Mission Valley Country Club
\$15,000 total purse, \$2,400 first prize

Winner: Arnold Palmer

65-68-68-70 – 271

Arnold Palmer withstood a charge by Al Balding and won in his first Open appearance. Palmer led overnight but trailed Balding by three shots with nine holes to play. After Balding played the last nine 3-over and Palmer made two birdies coming in, Palmer could afford a bogey on the last hole to win his fourth title of the season. "I guess you wouldn't say I played golf for pleasure," said Palmer. "I don't seem to enjoy it as much if there isn't competition." Beginning in '57, Palmer led the tour in wins in five of the next eight years. The Open's future was not so bright. Its sponsor, Convair, had lost approximately \$70,000 in four rain-plagued years. Tom Lanphier of Convair promised the show would go on the following fall, but it did not. The event skipped a year and returned to its January slot in 1959.

Final Leaders:

1. Arnold Palmer	65-68-68-70	271
2. Al Balding	67-64-71-70	272
3. Billy Casper	69-66-69-69	273
3. Mike Souchak	68-69-69-67	273

TOURNAMENT HISTORY



1959

January 29–
February 1



Mission Valley Country Club
\$20,000 total purse, \$2,800 first prize

Winner: Marty Furgol

69–70–71–64–69 – 274

Marty Furgol, 41, became the first to win the pro-am and win the big prize on Sunday. In Wednesday's pro-am, he opened with two bogeys and shot 66. After he made the cut by two shots he was seven off the lead, but in tying the competitive course record Saturday he drew within three. It was his first win in five years and Dave Ragan bogeyed the last two holes to finish second by one, but Furgol smiled and said, "Don't write no Cinderella story about me, boys. I've been on the tour 10 years." It would be 39 years before an older player, Scott Simpson, 42, won the event. Four players — Paul Runyan, Gene Sarazen, Gene Littler and Vic Ghezzi — each bought \$100 sponsorships in the tournament, and only the last two were entered.

Final Leaders:

1. Marty Furgol	70-71-64-69	274
2. Mike Souchak	65-68-69-73	275
2. Billy Casper	67-69-69-70	275
2. Dave Ragan	69-68-66-72	275

1960

January 28–31



Mission Valley Country Club
\$22,500 total purse, \$2,800 first prize

Winner: Mike Souchak

67–68–67–67 – 269

The day after Pete Rozelle was named NFL commissioner, Mason Rudolph set the tournament 18-hole scoring record with a 9 under par 63, one better than Al Geiberger. Bob Goalby, Mike Souchak and Johnny Pott joined Rudolph at 9-under Friday. Pott took a one-shot lead over Souchak Saturday but Souchak finally won with a record 19 under par 267, one better than Pott. It was the first time one year's runner-up was the next year's winner. Billy Casper in 1966 and Tom Watson in '80 would be the only others. The turning point came on the 15th hole, where Souchak played his drive into the adjacent 14th and made birdie for the lead he never lost. "Last year I played (No. 15) straight, made six and blew the tournament," said Souchak, who first earned money on tour (\$85) in the 1952 Open.

Final Leaders:

1. Mike Souchak	67-68-67-67	269
2. Johnny Pott	69-66-66-69	270
2. Art Wall	68-68-69-68	270
4. Billy Casper	72-68-65-69	274
4. Al Geiberger	64-72-69-69	274
4. Dave Marr	66-71-70-67	274

1961

January 12–15



Stardust Country Club
\$22,500 total purse, \$2,800 first prize

Winner: Arnold Palmer

69–68–68–65 – 271

On Tuesday, the San Diego Hall of Champions was dedicated, and on Wednesday, Don Coryell was named San Diego State's football coach. On Sunday, Arnold Palmer, charged back to win the first of the tournament's 11 playoffs. The Mission Valley course had been renamed Stardust, par was reduced to 71 and this was the first year the PGA went to starting players on both nines. Palmer, who had come from behind to take five of his eight wins in '60, was four behind Al Balding with six holes left but was tied after 16 when Balding made a 40-foot birdie on 17. "My position didn't look too good then," Palmer said. "Of course, we still had another hole to play." He made his own 12-foot birdie on 17, then a 5-foot birdie on the first extra hole. It was the second time in three years Balding finished one behind Palmer, and chairman Tom Lanphier Jr. personally added \$100 to Balding's \$1,900 check.

Final Leaders:

1. Arnold Palmer	69-68-69-65	271
2. Al Balding	69-66-70-66	271
3. Gary Player	67-69-71-68	275
4. Don January	68-72-68-68	276

TOURNAMENT HISTORY



1962

January 11-14



Stardust Country Club
\$25,000 total purse, \$3,500 first prize

Winner: Tommy Jacobs

72-70-70-65 - 277

The 10th Open was the first for both the Century Club, which had been founded six months earlier, and Jack Nicklaus, who debuted as a pro a week before in Los Angeles. He tied for 15th and won \$550. Tommy Jacobs made two great comebacks. After making the cut by two shots he started the final round five behind leader Mike Souchak. He finished at 7-under an hour before the final group and left early to check out of his motel with his family. Luckily, he tuned to the tournament on his car radio and returned to the course where he found himself in a playoff with one of his best friends, Johnny Pott, who had eight 1-putts but 3-putted three of the last six holes. Jacobs made a 14-foot birdie on the first extra hole and said, "I felt like a dirty dog holing that putt, but I'm glad I did it."

Final Leaders:

1. Tommy Jacobs	72-70-70-65	277
2. Johnny Pott	71-67-70-69	277
3. George Bayer	68-71-75-64	278
3. Art Wall	69-70-69-70	278

1963

January 11-14



Stardust Country Club
\$25,000 total purse, \$3,500 first prize

Winner: Gary Player

65-65-70-70 - 270

On Sunday, hundreds of fans made it from the AFL All-Star game at Balboa Stadium in time to see Gary Player's victory, which came days after he finished second to Arnold Palmer in a rain-delayed Los Angeles Open. Billy Casper led with a 64 for the lead, but two 65s gave Player a share of the tour's 36-hole record. Tony Lema's 67 put him at 13-under well before Player found himself left of the green on the par-3 final hole. His pitch carried the bunker but stopped on the fringe 18 feet short of the cup. Player, a born showman, walked over to study the scoreboard and assess his position. He needed to make the putt to avoid a playoff and he did. At the awards ceremony Player told Lema, "I hated to do that to you," to which Lema replied, "Well, I wish you'd done it to someone else."

Final Leaders:

1. Gary Player	65-65-70-70	270
2. Tony Lema	65-68-71-67	271
3. Billy Casper	64-68-69-71	272
3. Charles Sifford	67-69-67-69	272

1964

January 9-12



Rancho Bernardo Inn
\$30,000 total purse, \$4,300 first prize

Winner: Art Wall

71-65-68-70 - 274

Art Wall, variously described as "taciturn" and "seldom-smiling," took the lead after the second round and never relinquished it. It was his first win in five years, large portions of which were spent fighting various ailments and injuries. The previous year 40 players broke par at Stardust. This year only 10 broke par, and Wall's 6 under par total on the par-70 layout would be the highest against par in the Open's first 16 years. For the first time frost delays stranded players for the first two rounds. Tony Lema finished second for the second straight year; only John Schroeder in 1978 would do the same. A letter-writing campaign by the San Diego Junior Golf Association coaxed Arnold Palmer to change his mind and enter, which helped boost crowds to an all-time high. Year-old Rancho Bernardo had negotiated a two-year deal to host the Open, but the tournament returned to Mission Valley the following year.

Final Leaders:

1. Art Wall	71-65-68-70	274
2. Tony Lema	67-70-72-67	276
2. Bob Rosburg	66-69-71-70	276
4. Bob Charles	69-69-73-66	277

TOURNAMENT HISTORY



1965

January 14-17



Stardust Country Club
\$39,000 total purse, \$4,850 first prize

Winner: Wes Ellis

66-65-71-65 – 267

This was as wild a week as the Open had seen and it started on Wednesday when Gene Littler signed for a 101 in the pro-am after he put down a 35 for his ninth hole instead of for the entire nine. The next day he shot 62, a tournament record. A third-round 65 put Billy Casper one behind leader Wes Ellis, and Casper led by two late on Sunday. But Ellis birdied three of the last four holes, including 18 with a 48-foot putt from the front fringe to tie Casper at 267. "When Ellis tied it with that long putt on 18 it was a pretty good indication of what was in store," said Casper, who lost to a 6-foot birdie putt on the first extra hole. He had shot 13-under on the weekend and failed to win, but the 267 he shared with Ellis would stand as the tournament record until 1987.

Final Leaders:

1. Wes Ellis	66-65-71-65	267
2. Billy Casper	70-68-65-64	267
3. Johnny Pott	66-69-68-65	268
4. George Knudson	69-68-68-64	269

1966

January 13-16



Stardust Country Club
\$45,000 total purse, \$5,800 first prize

Winner: Billy Casper

70-66-68-64 – 268

Atop Howard Hagen's handicap of the field in the Thursday San Diego Union was the headline: "The Winner?—Billy Casper." But Casper was five shots off the first-round lead and four back the next two days. On Saturday, Charlie Sifford aced the 18th hole and won an Oldsmobile that retailed for \$6,000; first prize was \$5,000. Casper said, "I wish they could find some way to take putting out of this game. From 10 feet I'm lucky to make one out of 10." By luck or skill, Casper needed only 25 putts on a chilly, windy Sunday. His second straight Sunday 64 gave him 268, one higher than his record score in '65. He caught Aaron on the 10th hole and beat him by four shots. "I always wanted to win at home," said Casper, whose victory ended 14 consecutive years of futility, a record that still stands.

Final Leaders:

1. Billy Casper	70-66-68-64	268
2. Tommy Aaron	65-71-64-72	272
2. Tom Weiskopf	68-68-68-68	272
4. Paul Bondeson	67-65-71-70	273
4. Don January	68-66-66-73	273

1967

January 12-15



Stardust Country Club
\$71,000 total purse, \$13,200 first prize

Winner: Bob Goalby

68-64-68-69 – 269

The 15th Open was sandwiched between the Wednesday announcement that the NBA had awarded a franchise to San Diego, at a cost of \$1.75 million to Bob Breitbard's group, and the inaugural Super Bowl on Sunday. Seventeen fairway bunkers were added between 220 and 240 yards off the tees to toughen the test and still more than a third of the field broke par the first day. Bob Goalby tied the 54-hole Open mark at 13 under par and took a five-shot lead but his win was hard-earned. On the 16th tee, his wife told him Gay Brewer was in at 270. "That kind of shook me up," said Goalby, who bogeyed the hole and dropped into a tie for the lead. "I thought I had about a four- or five-stroke lead by that time." But he birdied 17 and made a fine sand save on 18 to win by one.

Final Leaders:

1. Bob Goalby	68-64-68-69	269
2. Gay Brewer	66-72-68-64	270
3. Bob Charles	69-70-68-66	273
4. Al Geiberger	69-69-67-69	274
4. Dave Hill	69-68-69-68	274

TOURNAMENT HISTORY



1968

February 8–11



Torrey Pines South

\$150,000 total purse, \$30,000 first prize

Winner: Tom Weiskopf

66–68–71–68 – 273

Everything changes. With Andy Williams as the celebrity host, the event moved to Torrey Pines and national television and the purse more than doubled. Jack Nicklaus played with Williams in the pro-am, a two-day affair at Stardust and Torrey with 100 pros and 300 amateurs. Holes 1, 2 and 3 on the North Course were used instead of 11, 12 and 13 on the South Course until 1973. Jimmy Powell's record opening 64 stood for 18 years, but Tom Weiskopf led after two rounds and shared the lead Saturday with Nicklaus and Al Geiberger, with whom he was paired Sunday. With Geiberger over a 15-foot putt he would make for sole second, Weiskopf made a 25-foot eagle on 18 that broke two feet at the end, "left, toward the ocean," he said. "But I never dreamed it would go in." Just as Ted Kroll had in '52, Weiskopf got his first career win on a new course at a new tournament.

Final Leaders:

1. Tom Weiskopf	66-68-71-68	273
2. Al Geiberger	68-69-68-69	274
3. Raymond Floyd	66-73-69-67	275
4. Bob Lunn	69-71-66-70	276
5. Jack Nicklaus	67-69-69-72	277

1969

January 30–
February 2



Torrey Pines South

\$150,000 total purse, \$30,000 first prize

Winner: Jack Nicklaus

68–72–71–73 – 284

Rains inundated Torrey Pines for days before the tournament began and the place was a sponge, the chief reason Jack Nicklaus' 284 still stands as the highest winning total. In the Monday qualifier on the North Course, John Kennedy and Butch Harmon were paired together and both aced No. 3. That soggy green had to be scratched for the tournament, though, and players hit from the tee to the ninth green, stretching the hole from 158 to 210 yards. Nicklaus was two behind leader Gene Littler at the start on Sunday, but Littler struggled to a 76 and Nicklaus beat him by one with a 73 that included a double-bogey on 18. "I wouldn't have believed 284 would win it," said Nicklaus, who made four birdie putts longer than 30 feet on the front nine. "It wasn't a very good round and 284's not much of a score, but I did what I had to do."

Final Leaders:

1. Jack Nicklaus	68-72-71-73	284
2. Gene Littler	70-72-67-76	285
3. Tommy Aaron	74-72-70-70	286
3. Dave Stockton	74-72-70-70	286
5. Don Finsterwald	69-75-72-71	287

1970

January 29–
February 1



Torrey Pines

\$150,000 total purse, \$30,000 first prize

Winner: Pete Brown

76-67-67-65 – 275

(won with par on first playoff hole)
Pete Brown staged the greatest comeback in tournament history and he needed the first playoff at Torrey to do it. He was 11 shots behind leader Tony Jacklin the first day, 10 behind Jacklin and Jack Nicklaus after the second day's best, 67, and seven back of Nicklaus after another 67 Saturday. On the eve of his 35th birthday, Brown went out in 31 and tied for the lead on No. 10. He missed a 4-foot birdie on 18 but shot 65, one off the 18-hole record. Jacklin made a final birdie to tie Brown. Nicklaus missed a 4-footer there and the playoff by a shot. On the first extra hole, Brown won his second career event with a par. "I told my caddie I had to shoot 68 to make the cut," said Brown, who beat polio as a kid. "I didn't think I had a chance. That's a lot of strokes to make up on people like Jack Nicklaus and Tony Jacklin."

Final Leaders:

1. Pete Brown	76-67-67-65	275
2. Tony Jacklin	66-67-71-71	275
3. Jack Nicklaus	65-68-70-73	276
4. Tom Weiskopf	72-67-70-69	278

TOURNAMENT HISTORY



1971

January 28-31



Torrey Pines

\$150,000 total purse, \$30,000 first prize

Winner: George Archer

67-72-68-65 - 272

George Archer, winless since the 1969 Masters, was four shots off the lead at the midway point but joined four others for a share of the lead going into the final round. On the day the Apollo 14 moon mission lifted off in Florida, Archer eclipsed the 72-hole record at Torrey with a final 65. Dave Eichelberger was second by three after he birdied the last two holes. It was anyone's day — and Jack Nicklaus thought it was his early on the back nine: "That was before Archer started shooting up the place." In a cold fog that delayed play for 45 minutes at the start and twice suspended play, Archer birdied No. 7 and made five more on the final nine. "The ball had eyes," said Archer. "I was rolling nothing but sevens." He had a 6-foot birdie putt to tie the tournament 18-hole record on 18 but missed. "You can't make 'em all," Archer explained, "you'll ruin your reputation."

Final Leaders:

1. George Archer	67-72-68-65	272
2. Dave Eichelberger	66-70-71-68	275
3. Miller Barber	68-69-70-70	277
3. Jack Nicklaus	69-71-71-66	277
5. Paul Harney	69-70-69-69	277

1972

January 27-30



Torrey Pines

\$150,000 total purse, \$30,000 first prize

Winner: Paul Harney

68-71-66-70 - 275

At the start of the week all eyes were on Jack Nicklaus, who had finished fifth, first, third and tied for third in his first four appearances at Torrey Pines, but it was an occasional tourist who stole the limelight. Paul Harney, a club pro from Massachusetts, had given up a full time schedule nine years earlier to spend time with his wife and six children. Now he spent winters hitting balls into a net in his pro shop and played a dozen or fewer events annually. He trailed leader Hale Irwin by four with eight holes to play, but Irwin bogeyed 10, 12 and 14, and when Harney made a short birdie on the last hole he won for the first time in seven years. "It isn't often I'm in position to win," said Harney. "That's why I was so nervous today. I'm not as accustomed to pressure as I was when I was playing 40 tournaments a year."

Final Leaders:

1. Paul Harney	68-71-66-70	275
2. Hale Irwin	69-68-67-72	276
3. Gardner Dickinson	70-70-69-68	277
4. Bruce Crampton	71-66-69-72	278

1973

February 15-18



Torrey Pines

\$170,000 total purse, \$34,000 first prize

Winner: Bob Dickson

69-69-69-72 - 278

Both the North and South Courses were used in the tournament for the first time. Thursday, rain and hail suspended play before 8 a.m., and when it resumed players were sent onto both courses. The next day the Tour recommended both courses be used in the future, and they have been. There were more than 40 players using what The San Diego Union described as "the revolutionary new graphite golf shafts manufactured here by Aldila." Coming off consecutive wins at Phoenix and Tucson, Bruce Crampton led Monday qualifier Bob Dickson by one Sunday morning. Dickson tied for the lead a third time with a birdie on 14 and won by one after Crampton bogeyed the last four holes in the tournament's biggest collapse. "I've gotten to the point a number of time in recent years to where I didn't feel like I belong on the tour," said Dickson, who had one once before and never won again.

Final Leaders:

1. Bob Dickson	69-68-69-72	278
2. Billy Casper	69-69-72-71	281
2. Bruce Crampton	67-70-68-76	281
2. Grier Jones	69-66-71-75	281
2. Phil Rodgers	71-73-71-66	281

TOURNAMENT HISTORY



1974

January 24-27



Torrey Pines

\$170,000 total purse, \$34,000 first prize

Winner: Bobby Nichols

69-69-68-69 = 275

Second-year players Ben Crenshaw and Tom Kite shared the first-round lead at 65 and with Johnny Miller, Lanny Wadkins and John Mahaffey there was a lot of talk about the promising newcomers on tour. But the headlines this week belonged to the Padres, who were on the verge of leaving for Washington, D.C. On Wednesday Ray Kroc agreed to buy the team for \$12 million, and the next day he and the city agreed on a lease at San Diego Stadium. On Saturday Bobby Nichols birdied the last two holes to tie Rod Curl for the lead at 10 under par. Even par though 12, Nichols eagled 13 and birdied 16 to win by one after Curl's 12-footer to tie slipped low on 18. "I was surprised," said Nichols, the first to shoot four rounds in the '60s at Torrey. "I thought I'd have to birdie one of the last two holes and I thought Rod would make that last putt."

Final Leaders:

1. Bobby Nichols	69-69-68-69	275
2. Rod Curl	71-68-67-70	276
2. Gene Littler	68-71-71-66	276
4. Miller Barber	74-66-69-69	278
4. Tom Watson	70-72-66-70	278

1975

February 13-16



Torrey Pines

\$170,000 total purse, \$34,000 first prize

Winner: J.C. Snead

69-71-71-68 = 279

(won on fourth playoff hole)

A cold wind battered the field for four days at the dawn of the "Snead Era," two years of on-course tumult that befit the tempestuous champion, J.C. Snead. Shortly before Snead got to 18, Bruce Devlin made a 10 there after taking five swings to get out of the new water hazard fronting the green. Leader John Mahaffey doubled-bogeyed 17 and 18. Then Snead made a 20-foot birdie after hitting out of a buried lie in a greenside bunker, posted 279 and waited for five more wind-whipped threesomes to finish. Tied by Raymond Floyd and Bobby Nichols, Snead eliminated Nichols with a par on the first extra hole and Floyd with a birdie on 18. "It's a great feeling to win, I don't care if it's the Popcorn Open," said Snead. "I wasn't thinking about winning, I was thinking about Ryder Cup points. Then everybody started dropping shots and I hoped maybe I could get in a playoff."

Final Leaders:

1. J.C. Snead	69-71-71-68	279
2. Raymond Floyd	68-71-68-72	279
2. Bobby Nichols	71-69-68-71	279
4. Rod Funseth	70-67-69-74	280
5. Tom Kite	72-68-70-71	281

1976

February 12-15



Torrey Pines

\$180,000 total purse, \$36,000 first prize

Winner: J.C. Snead

65-68-67-72 = 272

After eight solid days of rain, Torrey Pines was so wet that Monday's pro-am was canceled, the first day ever lost to weather. Crews couldn't mow the turf, and the rough was six inches deep in spots. Officials decided to play "lift, clean and place" even in the rough, and players protested loudly. But J.C. Snead literally found a four-leaf clover in Thursday's round of 65 and kept it with him to the finish. His 200 was a 54-hole record, but he needed his fifth consecutive birdie on 18 dating back to last year to shoot 72 and beat Don Bies by one. "Oh, well," said Snead, "It's over, I won it and to hell with it. I got the money. Golf balances out. This makes up for some tournaments where I played well and didn't get a smell."

Final Leaders:

1. J.C. Snead	65-68-67-72	272
2. Don Bies	70-66-70-67	273
3. Bruce Crampton	66-68-73-68	275
3. Don January	71-65-69-70	275
3. Mike Morley	67-66-73-69	275

TOURNAMENT HISTORY



1977

January 27–30



Torrey Pines

\$180,000 total purse, \$36,000 first prize

Winner: Tom Watson

66–67–67–69 – 269

Tom Watson shattered Billy Casper's scoring record at Pebble Beach and arrived in San Diego "riding a tidal wave that might be 25 feet high." Watson aced No. 12 on the North and opened with a 66, one off the lead. He shared that with Lon Hinkle and Bob Shearer the second day, equaled the 54-hole mark at 216 and then added a 69 in cruising to the tournament record at Torrey Pines. His record five-shot margin has been equaled only once. He was 33 under par for two weeks. Afterward he donated \$1,000 to the San Diego Junior Golf Association and said that the tidal wave "is at least 30 feet now." About the only suspense was in the race for second place. Larry Nelson tied La Jolla's John Schroeder with a birdie on the last hole, but Schroeder's \$16,650 exceeded his take for all of 1976.

Final Leaders:

1. Tom Watson	66-67-67-69	269
2. Larry Nelson	68-69-68-69	274
2. John Schroeder	68-69-70-67	274
4. Jerry McGee	70-71-66-68	275
4. Bob Shearer	67-66-69-73	275

1978

January 26–29



Torrey Pines

\$200,000 total purse, \$40,000 first prize

Winner: Jay Haas

72–64–72–70 – 278

There were three firsts this year. Jay Haas won his first tour event at 282. San Diegan Scott Simpson was given an exemption, tied for 13th and won \$3,100 in his first tour event as a pro. And Ed Fiori finished last among 69 finalists at 300 and earned \$315, marking the first time the final field was paid. The course was wet and the weather cold, which kept scoring high. When second-year pro Haas set the nine-hole record at 30 on the North Friday, his 64 put him in the lead for keeps. Haas bogeyed 18 Sunday but won by three over Gene Littler, Andy Bean and John Schroeder, who joined Tony Lema as the only twice-consecutive runner-up. "It was a great feeling," said Haas. "I knew deep down I had the ability but I didn't know if I could handle the pressure. Maybe the second will come easier."

Final Leaders:

1. Jay Haas	72-64-72-70	278
2. Andy Bean	71-71-70-69	281
2. Gene Littler	73-68-68-72	281
2. John Schroeder	69-72-71-69	281
5. Fuzzy Zoeller	70-70-71-71	282

1979

January 25–28



Torrey Pines

\$250,000 total purse, \$45,000 first prize

Winner: Fuzzy Zoeller

76–67–67–72 – 282

There was a reason for Fuzzy Zoeller's 282 winning total: brutal winds and rain that hit Torrey the first and last days. On Thursday three flagsticks were blown out of holes on the South Course, six porta-johns were toppled and Zoeller wasn't alone at 76, which equaled the high start for a winner. Thirty-eight players failed to break 80 and three others withdrew after nine holes. The cut was 5 over par. Zoeller, who finished fifth in 1978, took the lead with 67 on Saturday. Tom Watson shot 71 and moved past 15 players Sunday to share second with three others including Wayne Levi, the only man to break 70. As hail pelted the course, Zoeller fled the 14th hole for the safety of the CBS trailer. "When I made the turn I figured nine pars would win it for me," said Zoeller, who bogeyed the first and birdied the last for his first win.

Final Leaders:

1. Fuzzy Zoeller	76-67-67-72	282
2. Billy Kratzert	73-68-72-74	287
2. Wayne Levi	79-68-72-68	287
2. Artie McNickle	73-71-71-72	287
2. Tom Watson	74-70-72-71	287

TOURNAMENT HISTORY



1980

January 24-27



Torrey Pines

\$250,000 total purse, \$45,000 first prize

Winner: Tom Watson

68-69-68-70 – 275

(won playoff on first playoff hole)

Wet weather had softened the greens and the tournament was decided in a playoff. This tournament set the precedent for virtually every one that followed through the rest of the decade. There were five playoffs in a seven-year span, and eight of the 10 wins were decided on the last hole by a single stroke. In his first start of the season, Tom Watson led Sunday morning. But D.A. Weibring, with whom Watson was paired for the first two days, came from five shots back with a birdie-eagle finish then waited for nearly 40 chilly minutes before Watson missed a 4-foot putt from a heelprint to bogey 18 and force a playoff. Watson won it with a par on the first extra hole. "He did have an emotional advantage but physically he didn't because he was cold," said Watson. "I did a stupid thing on 18. I was so angry I couldn't get cold."

Final Leaders:

1. Tom Watson	68-69-68-70	275
2. D.A. Weibring	66-71-73-65	275
3. Lon Hinkle	73-67-67-71	278
4. Keith Fergus	67-71-71-71	280
4. Andy North	70-71-70-69	280

1981

February 5-8



Torrey Pines

\$250,000 total purse, \$45,000 first prize

Winner: Bruce Lietzke

68-72-70-68 – 278

For the first time the tournament had a corporate title sponsor, making it the Wickes-Andy Williams San Diego Open (WAWSDO). Tournament director Jim Cook's son, John, won for the first time on Monday at Pebble Beach. The same rainy spell that delayed that event left Torrey's greens soft and bumpy, and coupled with cool, damp weather during the week there wasn't a lot of low scoring. Bruce Lietzke was five strokes off the lead going into the sixth hole Sunday but just two back after 13 and took the clubhouse lead with a birdie on 18. Raymond Floyd and Tom Jenkins joined him, Jenkins going out with a bogey on 15 and Lietzke winning with a birdie on 16. It was Floyd's second playoff loss at Torrey. "I've proved to myself that I can hold a lead," said Lietzke, who had done so for his first six wins. "Now I've proved that, at least once, I can come back."

Final Leaders:

1. Bruce Lietzke	68-72-70-68	278
2. Raymond Floyd	70-66-71-71	278
2. Tom Jenkins	65-72-71-70	278
4. George Burns	69-70-69-71	279
4. Gary Hallberg	67-72-73-67	279

1982

January 28-31



Torrey Pines

\$300,000 total purse, \$54,000 first prize

Winner: Johnny Miller

65-67-68-70 – 270

A couple of notable changes occurred this year. With a new emphasis on marketing, the WAWSDO attracted 19 of the 20 leading money winners from 1981, arguably its strongest field ever. It was the first year for the all-exempt tour, when the top 125 money winners from the previous year were exempt instead of only the top 60. And it was the first time the pairings were based on the exact order of finish after the second round. That meant second- and third-round leader Johnny Miller played with Tom Kite and Tom Weiskopf on Sunday. "Nicklaus really put it to me," said Miller, who birdied 15 and pared in three groups after Nicklaus set the course record with an eagle on 18 for 64 for a 269. "I wasn't worried about him because I didn't think anyone could shoot 64." The win completed the West Coast Slam for Miller.

Final Leaders:

1. Johnny Miller	65-67-68-70	270
2. Jack Nicklaus	69-68-70-64	271
3. Tom Kite	72-65-66-70	273
3. Tom Weiskopf	69-67-68-69	273
5. Curtis Strange	68-67-71-68	274

TOURNAMENT HISTORY



1983

February 17–20



Torrey Pines

\$300,000 total purse, \$54,000 first prize

Winner: Gary Hallberg

69–67–69–66 – 271

Gary Hallberg began a remarkable run at Torrey: in 12 consecutive rounds he had only two rounds in the '70s, won this year, lost a play-off in '84 and led the first two rounds in '86. Tom Kite led by three shots after two rounds and led by four shots Sunday when he played with Gil Morgan and Hallberg, who caught Kite on No. 7. Each made three birdies between 9 and 13 and went to 18 tied. Both laid up on 18, but Kite missed a 25-foot birdie and Hallberg made one from 7 feet. Winless in two years after earning enough money to qualify for tour membership without going to the Qualifying School, Hallberg said, "My heart was beating like never before. I was shaking so much that when I looked down I saw my putter was shimmying. I just stepped back and told myself to pull it back and let the momentum pull it through."

Final Leaders:

1. Gary Hallberg	69-67-69-66	271
2. Tom Kite	68-65-68-71	272
3. John Cook	71-65-71-67	274
3. Ben Crenshaw	66-70-70-68	274

1984

January 26–29



Torrey Pines

\$400,000 total purse, \$72,000 first prize

Winner: Gary Koch

68–70–69–65 – 272

This was one of those familiar garrison finishes where any of a number of players could have won and a least-likely candidate did. When Payne Stewart took the midway lead at 133, 32 players were within five shots of his lead, and the cut was an all-time tournament low, 3 under par. Stewart was 16-under Sunday morning, when 16 were within five shots. Gary Koch was one of seven players to be six back. Stewart dropped six shots in five holes starting at No. 10. Andy Bean, Dan Pohl and Don Pooley all made mistakes late. Nearly an hour after Koch finished, Gary Hallberg bogeyed the last hole to force a playoff Koch won on the second extra hole with a par. "I can't emphasize enough how much I didn't think I had a chance to win the tournament," said Koch. "It really might have helped me."

Final Leaders:

1. Gary Koch	68-70-69-65	272
2. Gary Hallberg	72-66-66-68	272
3. Chip Beck	66-68-69-70	273
3. Dan Pohl	68-68-69-68	273
3. Craig Stadler	68-72-66-67	273

1985

February 14–17



Torrey Pines

\$400,000 total purse, \$72,000 first prize

Winner: Woody Blackburn

66–66–66–71 – 269

(won on fourth playoff hole)

A very strange week. San Diego mayor Roger Hedgecock's 13-count felony trial ended in a mistrial. And, despite rampant complaints about the miserable condition of the courses, records were set for low cut, 5 under par, and the 54-hole score, 18-under. Tommy Valentine shared the first-round lead on Valentine's Day, but after three 66s winless Woody Blackburn led Gary Hallberg and Ron Streck by one shot. Then the fun began. Vance Heafner triple-bogeyed 17. Dan Pohl bogeyed 17 and 18. Hallberg shot 75. Blackburn missed a 3-foot par on 18 to set up a playoff with Streck. They parred 15, bogeyed 16 and birdied 17 before Blackburn missed a 2-foot birdie but won with a par. "A lot of people would look at the last four or five years of my career and say, 'What the hell's he still doing playing out here?'," said Blackburn, who never won again. "It feels great to do what you're capable of doing."

Final Leaders:

1. Woody Blackburn	66-66-66-71	269
2. Ron Streck	67-66-66-70	269
3. Loren Roberts	65-68-69-68	270
4. Rex Caldwell	71-66-69-65	271
4. Dan Pohl	67-65-70-69	271

TOURNAMENT HISTORY



1986

February 6-9



Torrey Pines

\$450,000, total purse, \$81,000 first prize

Winner: Bob Tway

67-68-69 – 204

It was a year for firsts: Shearson signing as a sponsor, Bob Tway winning a tour event and, said tournament chairman John Brophy on Saturday when the place was inundated, "This is the first time in 35 years in San Diego that we've had a round rained out. I guess a 35-to-1 shot is bound to come in once in awhile." Larry Mize slept for two nights on a one-shot lead over Danny Edwards and Bob Tway. Six players held the lead on Sunday, but Paul Azinger dropped back when he doubled 16 and Tway fell into a playoff with Bernhard Langer when he bogeyed 17. They parred 15 before Langer 3-putted on 16 and Tway won. "Your first win is the biggest, and maybe it makes it easier for your next to come," said Tway, who would win three more times and become the PGA Player of the Year in his second tour season.

Final Leaders:

1. Bob Tway	67-68-69	204
2. Bernhard Langer	70-66-68	204
3. Paul Azinger	67-69-69	205
3. Mike Hulbert	69-69-67	205
3 Mark Lye	70-66-69	205

1987

February 12-15



Torrey Pines

\$500,000 total purse, \$90,000 first prize

Winner: George Burns

63-68-70-65 – 266

There were early signs that scoring would be low, but it took a late rush by George Burns to set the 72-hole record that still stands. Burns set the North Course record with a 63 on Thursday when 118 of the 156 players broke par. The next day, first Andy Bean and then Craig Stadler shot 62 on the North. David Edwards hit a driver 241 yards into the hole in 18 for the only double-eagle in tournament history and 70 of 83 scores were in the 60s. Craig Stadler thought he tied for third when he was disqualified for "building a stance" and signing an incorrect scorecard on Saturday. Burns caught leader Raymond Floyd on No. 10, then eagled 13 and 15 and parred in for a four-shot win. "He's caught me from behind about three times with very hot rounds," said Burns, who started two shots back. "I was kind of hoping to do it to him today."

Final Leaders:

1. George Burns	63-68-70-65	266
2. J.C. Snead	64-69-66-71	270
2. Bobby Wadkins	68-66-67-69	270
4. Buddy Gardner	69-68-65-70	272
4. Pat McGowan	66-69-69-68	272

1988

February 18-21



Torrey Pines

\$650,000 total purse, \$117,000 first prize

Winner: Steve Pate

68-66-67-68 – 269

Steve Pate shot the second-best score in tournament history but needed a 6-foot birdie putt on the last hole to beat Jay Haas by one shot. Gil Morgan equaled the record with a 62 on the North Course on Friday, but in his tour debut, 17-year-old high schooler Phil Mickelson shot 74-71 to miss the cut by two shots. Twelve players were briefly tied for the lead Saturday, and 19 were within five shots of leader Brad Faxon Sunday morning. Haas eagled the last hole for the clubhouse lead at 270, and Pate, four groups behind, bogeyed 14 to fall into a tie. On 18 Pate drove into the right trees but still managed his winning birdie. "I played very well at the T of C," said Pate, 35 days after he had won the rain-shortened event at La Costa, "but it's a better feeling to come to the last hole and make a birdie to win it."

Final Leaders:

1. Steve Pate	68-66-67-68	269
2. Jay Haas	69-67-68-66	270
3. Gil Morgan	74-62-67-68	271
3. Joey Sindelar	68-67-68-68	271

TOURNAMENT HISTORY



1989

February 16–19



Torrey Pines

\$700,000 total purse, \$126,000 first prize

Winner: Greg Twiggs

68–70–64–69 – 271

A rollicking decade of exciting finishes closed with an emotional one. Greg Twiggs went to the 1988 qualifying school saying that if he didn't make it through he'd "go drive a beer truck for a living." He qualified 52nd and last. The former San Diego State golfer had played "hundreds of rounds" at Torrey, but never one like he would play on Sunday. A Saturday 64 put him two behind leader Steve Elkington. On Sunday, Elkington bogeyed holes 3, 4 and 5. Escondido's Mark Wiebe and Twiggs shared the lead on holes 7 through 9, but when Twiggs birdied 10 he had a lead he wouldn't relinquish. It was his only tour win and his were the first recorded tears of joy by a winner. "I'm proud of me," he said, "and I'm proud of all the people who said, 'Hey, you can do this,' when there were tough times and I wasn't sure I could."

Final Leaders:

1. Greg Twiggs	68-70-64-69	271
2. Steve Elkington	70-63-67-73	273
2. Brad Faxon	67-69-69-68	273
2. Mark O'Meara	68-67-72-66	273
2. Mark Wiebe	68-65-70-70	273

1990

February 15–18



Torrey Pines

\$900,000 total purse, \$162,000 first prize

Winner: Dan Forsman

68–63–72–72 – 275

Early in the week, the PGA TOUR announced plans to build a TPC in San Diego as a venue that would replace Torrey Pines, although Tim Finchem, now the commissioner, did say, "If it doesn't happen in five years, it's probably not going to happen." Mark Brooks made nine birdies and an eagle on the North Course Friday for a record 61, but Dan Forsman's 63 there left him one shot off the lead as cold, wet winds moved in for the weekend. He took the lead Saturday when only two players broke 70. Tommy Armour III's rally short-circuited in midround and he finished two back. Forsman joined Jack Nicklaus as the only winner to shoot as high as 144 on the weekend. When he hit the final green, Forsman said, "That's when it sunk in. I was stunned. I thought, 'This is it, this is the day, you've done it... Peace, tranquility.'"

Final Leaders:

1. Dan Forsman	68-63-72-72	275
2. Tommy Armour III	66-66-73-72	277
3. Tom Byrum	70-71-69-68	278
4. Fred Couples	68-68-74-69	279
4. Steve Elkington	72-69-70-68	279

1991

February 14–17



Torrey Pines

\$1,000,000 total purse, \$180,000 first prize

Winner: Jay Don Blake

69–65–67–67 – 268

In Shearson Lehman's sixth and last year of sponsorship the purse went to \$1,000,000. Thursday was one Torrey's oddest days: the round was delayed three times as a heavy fog settled on the four ocean holes — 3 and 4 South, 6 and 7 North — while the rest of the course was sun-soaked. Leader Steve Pate was in the last group Sunday with Brad Faxon and Corey Pavin. Jay Don Blake was two shots back. Pate hit a 1-iron into the canyon from the left fairway bunker on No. 7 and made 7. Faxon sliced his second shot in the canyon and made 6. Meanwhile, Jay Don Blake was making birdie on No. 8 with a putter he had bought that Monday and strolling to his first win. "They say this is supposed to be fun, when you're playing well and winning a tournament," said an emotional Blake. "It's pretty nerve-wracking. I'm glad it's over with."

Final Leaders:

1. Jay Don Blake	69-65-67-67	268
2. Bill Sander	68-65-71-66	270
3. Dan Forsman	68-64-71-68	271
4. Ben Crenshaw	65-68-70-69	272

TOURNAMENT HISTORY



1992

February 20–23



Torrey Pines

\$1,000,000 total purse

\$180,000 first prize

Winner: Steve Pate

64–69–67 – 200

Buick took over sponsorship and once again a new host was greeted with a lost day. Players were sent out Saturday for a 1 p.m. shotgun start, which would have been a first on tour, but the impenetrable fog never lifted and the day was abandoned. The cut at 140 was the lowest of the year on tour, and 63 of 73 finalists shot at par or better. Steve Pate made a 15-foot birdie on 18 to lead Chip Beck by one while co-leader Mike Springer was making a triple bogey from the canyon on 17 to fall into tie for sixth place. It was the second time a birdie on the last hole gave Pate a one-shot win and made him the fifth two-time winner in 40 years. "There's no real explanation for it but I play well here whether my game's on or not," said Pate. "I didn't come in with great expectations this week and won."

Final Leaders:

1. Steve Pate	64-69-67	200
2. Chip Beck	70-65-66	201
3. Steve Elkington	65-68-69	202
3. Chris Tucker	67-65-70	202
3. Robert Wrenn	63-69-70	202

1993

February 18–21



Torrey Pines

\$1,000,000 total purse

\$180,000 first prize

Winner: Phil Mickelson

75–69–69–65 – 278

Following a Hollywood-like script, hometown boy Phil Mickelson won his first tournament as a professional with an ice-cold start and a red-hot finish. Thursday was arguably the most miserable day in tournament history, with cold, wet winds steady at 25–30 mph and gusting to 40. Mickelson's opening 75 on the South remains the second-highest start by a winner, but the average score on the South that day was 79, two shots higher than on the North. Dave Rummells led Mickelson by one on No. 9 Sunday after both birdied, but Mickelson made five birdies on the final nine for the day's best round and a four-shot win over Rummells. "I felt if I could light it up and get a couple of putts to drop," said Mickelson, "it would be my turn to win. I could close with a low score to win in college, but I hadn't proven that at this level."

Final Leaders:

1. Phil Mickelson	75-69-69-65	278
2. Dave Rummells	77-64-71-70	282
3. Payne Stewart	72-66-75-70	283
4. Jay Don Blake	73-75-70-67	285
4. Jay Haas	70-72-71-72	285

1994

February 24–27



Torrey Pines

\$1,100,000 total purse

\$198,000 first prize

Winner: Craig Stadler

67–67–68–66 – 268

Being the last stop on the West Coast really hurt the field, but on Wednesday Scott Simpson was more on target than he knew when he said, "Sure, as a San Diegan, I wish the field was stronger, but you know what? Somebody's probably gonna win the tournament on Sunday." For the second straight year it was a popular win, with another former San Diego Junior Golf Association (SDJGA) grad, Craig Stadler, taking the big prize. That came in his 17th appearance, breaking Billy Casper's record of 13 starts before his win, but it wasn't easy. Stadler was four behind leader Steve Lowery after the fourth hole Sunday, but he played 5 through 10 in 6 under par. He needed a birdie on 15 to regain the lead and on 17 to beat Lowery by one. "It's always special to win in a place where you've spent so much time," said Stadler. "This is very special."

Final Leaders:

1. Craig Stadler	67-67-68-66	268
2. Steve Lowery	67-68-66-68	269
3. Phil Mickelson	68-68-69-64	270
4. Hal Sutton	68-68-67-69	272
5. Mark Carnevale	67-69-70-67	273

TOURNAMENT HISTORY



1995

February 9–12



Torrey Pines

\$1,200,000 total purse

\$216,000 first prize

Winner: Peter Jacobsen

68–65–68–68 – 269

Six different players shared the lead through the first three days. On Sunday, Peter Jacobsen, direct from his win at Pebble Beach, saw his lead evaporate in the first three holes, but as he had done all week, he rebounded quickly with a birdie and was never headed after the fourth hole. “Every time he opened the door he slammed it shut,” said fellow competitor Hal Sutton, who finished four shots back with Mike Hulbert and Mark Calcavecchia. “A bogey has a calming effect on me,” said Jacobsen, who made only seven in four rounds and five times made a birdie one or two holes later. “If you’re ever deluded into thinking how good you are, a bogey snaps you back into shape.” Jacobsen went 37-under to become the sixth player in the decade to win consecutive events.

Final Leaders:

1. Peter Jacobsen	68-65-68-68	269
2. Mark Calcavecchia	71-67-67-68	273
2. Mike Hulbert	70-65-70-68	273
2. Hal Sutton	67-69-68-69	273
2. Kirk Triplett	69-69-66-69	273

1996

February 8–11



Torrey Pines

\$1,200,000 total purse

\$216,000 first prize

Winner: Davis Love III

66–70–69–64 – 269

For a long time it looked like yet another former SDJGA star would finally get a win at home. Lennie Clements, winless in 16 previous seasons on tour, set the 36-hole record at 129. There were 11 players within three shots Sunday morning, but he led alone, the first time he was ever in that position. Clements could manage no better than final 71, though, and finished three shots back. Bidding for a third straight tour win, Phil Mickelson briefly held the lead on the back nine but after a bogey on 16 finished second by two shots. Davis Love III, five groups ahead of the overnight leader, played the last six holes 4-under and wasn’t caught. “If I was playing with Phil or Lennie, with their crowd, it would have been a lot tougher,” said Love. “I was in a position where I could shoot a number and could get guys thinking about it coming in.”

Final Leaders:

1. Davis Love III	66-70-69-64	269
2. Phil Mickelson	68-70-66-67	271
3. Lennie Clements	64-65-72-71	272
3. Marco Dawson	66-70-70-66	272
3. Tom Lehman	63-70-70-69	272

1997

February 6–9



Torrey Pines

\$1,500,000 total purse

\$270,000 first prize

Winner: Mark O'Meara

67–66–71–71 – 275

Even with firm greens and deep rough, Torrey looked defenseless early in the week. Ninety-six of 156 starters broke par on Thursday. That changed like the weather on the weekend. Only 26 of 78 finalists broke par on Sunday. Mark O'Meara, who had won his fifth title at Pebble Beach the week before, was looking for his sixth win in an event sponsored by a car-maker. “I’d have the grand slam of car tournaments,” he said. “I haven’t won a major yet, but this would be my major.” O'Meara started Sunday two off Jay Don Blake’s lead and didn’t take the lead until 13. But with all the other leaders backing up, O'Meara’s second consecutive 71 was good for a two-shot win over seven others. He gave himself a C grade in ballstriking but an A in the mental game, saying, “It showed me if you could hang tough mentally, you might get lucky and get a win.”

Final Leaders:

1. Mark O'Meara	67-66-71-71	275
2. Donnie Hammond	73-67-68-69	277
2. Mike Hulbert	68-69-67-73	277
2. Lee Janzen	71-65-71-70	277
2. David Ogrin	67-71-70-69	277

TOURNAMENT HISTORY



1998

February 5-8



Torrey Pines
\$2,100,000 total purse
\$387,000 first prize

Winner: Scott Simpson

69-71-64 - 204

While Casey Martin was in court looking for a way to use a cart on tour, the tour was in San Diego looking for a way to finish the tournament. Only two groups completed their rounds Friday before play was called due to inundated greens. By dark on Saturday, Steve Pate led at 12 under par, but some players had one hole to play in their third round, while others had 10. The tournament was cut to 54 holes on Sunday morning, when Scott Simpson was two back with just three holes to play. He birdied No. 7, bogeyed 8 and birdied 9 to get to 12 under, then waited 90 minutes before Skip Kendall finished his nine holes and caught him. Simpson won with a birdie on the first playoff hole, 18. "I didn't think the score would be good enough when I finished," said Simpson. "I was able to dodge a lot of bullets."

Final Leaders:

1. Scott Simpson	69-71-64	204
2. Skip Kendall	71-63-70	204
3. Davis Love III	62-73-70	205
3. Kevin Sutherland	68-67-70	205
3. Tiger Woods	71-66-68	205

1999

February 11-14



Torrey Pines
\$2,700,000 total purse
\$486,000 first prize

Winner: Tiger Woods

68-71-62-65 - 266

It had been nine months since his last win and all the pre-tournament talk was about Tiger Woods' "slump." And it didn't end when he made the cut by two shots and was in the first group off the 10th tee Saturday morning nine shots off the lead. "I thought 63 would go a long way," he said after his course record 62 gave him a one-shot lead. On Sunday, Billy Ray Brown was four behind Woods after four holes but battled back to share the lead with one hole to play. Brown's second shot on 18 dribbled into the rough beside the pond. Woods' second was a 176-yard 7-iron to 15 feet above the hole. Then he made the eagle putt to win by two and tie George Burns' tournament mark. "I told you it was just a matter of time," Woods told any doubters. "I think 17 under par on the weekend is pretty good."

Final Leaders:

1. Tiger Woods	68-71-62-65	266
2. Billy Ray Brown	69-65-68-66	268
3. Bill Glasson	68-67-68-67	270
4. Chris Perry	66-69-72-66	273

2000

February 10-13



Torrey Pines
\$3,000,000 total purse
\$540,000 first prize

Winner: Phil Mickelson

66-67-67-70 - 270

This time Tiger Woods came to town fresh off a dramatic comeback win at Pebble Beach and in search of a seventh consecutive tour victory. No one had won six straight since Ben Hogan in 1948. Phil Mickelson, who started Woods' streak with a one-shot loss the previous August, shared the second-round lead and held it outright Sunday morning when Woods was six back. Leading by seven on No. 7, Mickelson made the first of two double bogeys, and when Woods birdied 13 in front of Mickelson he shared the lead. But Mickelson birdied four of his last six holes to beat Woods and Shigeki Maruyama by four shots for his second Buick win. "I wasn't trying to hand it to him, even though it looked like it," said Mickelson. "I wasn't trying to end his streak; I was trying to win a golf tournament. He could have waited [to play] until Los Angeles next week when I'm not playing."

Final Leaders:

1. Phil Mickelson	66-67-67-70	270
2. Shigeki Maruyama	69-64-69-72	274
2. Tiger Woods	71-68-67-68	274
4. Davis Love III	65-71-69-70	275

TOURNAMENT HISTORY



2001

February 8–11



Torrey Pines

\$3,500,000 total purse

\$630,000 first prize

Winner: Phil Mickelson

68–64–71–66 – 269

For the last three days this tournament pitted the previous week's winner at Pebble Beach, Davis Love III, against Phil Mickelson, whose chance to tie there ended in the Pacific Ocean on the last hole. They shared the midway lead at Torrey and Mickelson was two back on Sunday, one of 22 within four shots of Love. Love birdied the last two holes, and Mickelson and nonwinner Frank Lickliter birdied 18 to set up a playoff. Love went out with a bogey on the second hole, No. 16. First Mickelson, then Lickliter, hit into the canyon on 17. The trees saved Mickelson's next drive to the left and he scrambled to make a double-bogey 6. Lickliter took three putts from 15 feet, the second from 4 feet, and made a triple-bogey to lose by one. "I thought I had thrown it away twice," Mickelson said. "I was very fortunate both times. Winning feels great. It doesn't matter how."

Final Leaders:

1. Phil Mickelson 68-64-71-66 269
2. Frank Lickliter 68-67-68-66 269
2. Davis Love III 65-67-70-67 269
4. Tiger Woods 70-67-67-67 271

2002

February 7–10



Torrey Pines

\$3,600,000 total purse

\$648,000 first prize

Winner: José Maria Olazábal

71–72–67–65 – 275

José Maria Olazábal was the winner in 2002 with a 13-under par score of 275. Olazábal earned a record \$648,000 for his efforts, finishing one shot ahead of Mark O'Meara and J.L. Lewis, who finished with scores of 276. Olazábal made the weekend play on the cut mark at one-under par 143 and played the week at 12-under par. "I was surprised to win considering the way I played early in the week. To be right on the cut line and win was very rewarding," said Olazábal, who finished tied for 13th in his only previous Buick Invitational appearance. Lewis' second place finish wasn't quite as rewarding. "I wasn't playing well, I was fighting my swing all week," said Lewis, who earned \$316,800 for his second place tie. Greg Chalmers had the low round of the tournament on Sunday with a nine-under par 63. Tiger Woods, who made the cut on the number with a birdie on the 18th hole Friday, compiled his fifth top-five finish in five trips to the Buick Invitational.

Final Leaders:

- | | | |
|------------------------|-------------|-----|
| 1. Jose Maria Olazabal | 71-72-67-65 | 275 |
| 2. Mark O'Meara | 67-69-70-70 | 276 |
| 2. J.L. Lewis | 68-67-71-70 | 276 |

2003

February 13–16



Torrey Pines

\$4,500,000 total purse

\$810,000 first prize

Winner: Tiger Woods

70–66–68–68 – 272

This year's Buick Invitational marked Tiger Woods' return to competition after knee surgery three months before, and while no one doubted Tiger's abilities, not many expected the performance he put on. After a rain delay on Thursday, Tiger played 27 holes without pain in his knee and found himself in good position going into the weekend. "I answered my questions as to whether or not this knee would hold up for 72 holes. Played 27 on Friday and it was fine," said Tiger. On Sunday, Tiger sealed the deal with a shot that astounded everyone but him. Stuck behind a tree in the right rough on number 15, he decided to forget the safe route, and instead he stuck a four-iron 15 feet from the pin, setting up a birdie. Phil Mickelson, playing in the final group on Sunday with Tiger, watched his chances at victory slip away as he bogied two of the last four holes. Tiger summed it all up after his final round. "The fact that I went out there today and competed and beat everybody, that is a pretty great feeling, let me tell you."

Final Leaders:

- | | | |
|--------------------|-------------|-----|
| 1. Tiger Woods | 70-66-68-68 | 272 |
| 2. Carl Pettersson | 69-68-70-69 | 276 |
| 3. Brad Faxon | 70-64-71-72 | 277 |
| 4. Phil Mickelson | 69-68-69-72 | 278 |

TOURNAMENT HISTORY



2004

February 12–15



Torrey Pines
\$4,800,000 total purse
\$864,000 first prize

Winner: John Daly

69–66–68–75 – 278

John Daly won the 2004 Buick Invitational on the first playoff hole over San Diegan Chris Riley and Luke Donald with a final round score of three-over-par 75 and a 10-under par score of 278. This was Daly's first win since his 1995 British Open victory. "This was my biggest win ever. Even bigger than the British Open title because of everything I've been through. It feels great. I just kept fighting and plugging forward" said Daly, who earned a record first prize of \$864,000 and his fifth victory. "I told my caddy if we have less than 275 yards to the front, I'm going to go for it." Daly made a birdie on the playoff hole after hitting his second shot on the par 5 18th hole into the back bunker and a wedge from 100 feet to six inches for birdie. Both Riley and Donald missed their birdie putts. "I played really well this week. To shoot 69 on the final day and get in the playoff and give myself a chance was great," said Riley.

Final Leaders:

1. John Daly	69-66-68-75	278
2. Luke Donald	69-69-71-69	278
2. Chris Riley	67-71-71-69	278
4. Thomas Bjorn	70-69-72-68	279
4. Phil Mickelson	74-69-69-67	279

2005

January 20–23



Torrey Pines
\$4,800,000 total purse
\$864,000 first prize

Winner: Tiger Woods

69–63–72–68 – 272

Tiger Woods captured his third Buick Invitational title with a 15-under-par score of 272 and a three shot win over Tom Lehman, Luke Donald and Charles Howell III. Woods, earned \$864,000 for the victory and increased his tournament record total to \$2,939,00 in eight starts. Woods (1999, 2003, 2005) and Phil Mickelson (1993, 2000, 2001) are now the only players in tournament history to win three titles. This win was Tiger 41st career PGA TOUR victory. His win passes Cary Middlecoff and moves into eighth place for all time PGA TOUR victories. Woods was second in putting during the week with 26.5 per round and he was fourth in driving distance at 307.6 yards. The final day of play included 31 holes of golf for Woods, due to the fog shortening for third round for the leaders.

Final Leaders:

1. Tiger Woods	69-63-72-68	272
2. Charles Howell III	72-67-64-72	275
2. Luke Donald	68-67-67-73	275

2006

January 26–29



Torrey Pines
\$5,100,000 total purse
\$918,000 for first prize

Winner: Tiger Woods

71-68-67-72-278

Tiger Woods became the first player in Buick Invitational history to capture four tournament titles, with his other wins coming in 1999, 2003 and 2005. Woods earned a record \$918,000 and added to his career winnings of \$3,857,000 in nine tournament starts. The victory marked the 47th of his PGA TOUR career. In his nine appearances, he has nine top-10 finishes, including eight top-fives and six top-threes. Woods won on the second playoff hole over Jose Maria Olazabal and Nathan Green. Tiger birdied the final hole in regulation to force the playoff with Olazabal and Green. Olazabal missed a four foot putt on the second playoff hole (16th) to allow Tiger to win the title.

Final Leaders:

1. Tiger Woods	71-68-67-72	278
2. Jose Maria Olazabal	67-70-69-72	278
2. Nathan Green	74-64-71-69	278
4. Jonathan Kaye	67-73-71-68	279
4. John Rollins	69-70-71-69	279
4. Lucas Glover	71-67-70-71	279
4. Arjun Atwal	70-67-71-71	279

TOURNAMENT HISTORY



2007

January 25–28



Torrey Pines

\$5,200,000 total purse

\$936,000 first prize

Winner: Tiger Woods

66-72-69-66-273

Tiger Woods became the first player in Buick Invitational history to capture five tournament titles. Woods earned a record \$936,000 and added to his record amount of \$4,793,000 in 10 tournament starts. His two shot victory of 15-under-par 273 was his 55th of his PGA TOUR career. This is the fifth time he won his first start of his 11 year career. In addition, Tiger has recorded 27 of 39 rounds in the 60s. His scoring average at the Buick Invitational is 68.46 and his progressive round-by-round scoring average gets better by the round—69.67, 68.22, 68.00 and 67.87. Woods caught up to the leaders with a 3-wood from 276 yards to set up a 25-foot eagle putt on the ninth hole. He ended the hopes of Howell with a 9-iron to 2 1/2 feet on the 17th hole for birdie.

Final Leaders:

1. Tiger Woods	66-72-69-66	273
2. Charles Howell III	70-64-73-68	275
3. Brandt Snedeker	61-70-74-71	276
4. Bubba Watson	67-74-69-67	277
4. Mark Calcavecchia	66-74-68-69	277
4. Andrew Buckle	66-71-68-72	277

2008

January 24-27



Torrey Pines

\$5,200,000 total purse

\$936,000 first prize

Winner: Tiger Woods

67-65-66-71-269

Tiger Woods captured his fourth straight Buick Invitational and his sixth overall Buick Invitational crown. Woods earned \$936,000 for first prize and increased his tournament earnings total to \$5,675,000 in 11 starts at Torrey Pines and over the \$77 million career mark. In his 11 appearances, he has posted 11 top-10s, including 10 top-fives and 8 top-threes. This is the sixth time he won his first start of his 12 year career. Tiger is now a career 42-3 (12 consecutive) when holding a share of the 54-hole lead. His 19-under-par 269 was the largest margin (8 strokes) in tournament history and his best by three shots in his five wins since the South Course was redesigned in 2002.

Final Leaders:

1. Tiger Woods	67-65-66-71	269
2. Ryuji Imada	69-72-69-67	277
3. Rory Sabatini	67-75-70-67	279
3. Stewart Cink	68-69-69-73	279
5. Justin Leonard	76-68-65-72	281
6. Phil Mickelson	70-73-68-71	282
6. Joe Durant	70-70-67-75	282

2009

February 5-8



Torrey Pines

\$5,300,000 total purse

\$954,000 first prize

Winner: Nick Watney

69- 69-71- 68-277

Nick Watney, 27, from Sacramento and Fresno State University, shot a four-under-par 68 to capture the 2009 Buick Invitational with a one shot win over John Rollins and first place money of \$954,000. Watney, birdied the 72nd hole after a 251 yard hybrid to 60 feet in two and he made a 2', 9" putt. Watney, birdied three of his last six holes to earn the victory. This is his second career win after winning the 2007 Zurich Classic of New Orleans. Watney played the entire week without make three-putt. The previous 13 winners of the Buick Invitational have Major Championship victories on their resumes.

Final Leaders:

1. Nick Watney	69-69-71-68	277
2. John Rollins	70-64-70-74	278
3. Lucas Glover	69-73-69-68	279
3. Camilo Villegas	63-70-74-72	279
5. Matt Jones	70-73-74-64	281
6. Mathew Goggin	69-70-73-70	282

TOURNAMENT HISTORY



2010

January 28-31



Torrey Pines

\$5,300,000 total purse

\$954,000 first prize

Winner: Ben Crane

65-71-69-70-275

Ben Crane captured the 2010 Farmers Insurance Open with a 2-under-par score 70 and a one-shot win over Marc Leishman and Brandt Snedeker. Crane earned \$954,000, of the \$5.3 million purse prize, for his championship win. Crane finished at 13-under-par score of 275.

"Very spectacular place, here, it's amazing. It was certainly a grind out there and I came out on top," said Crane, who resides in Westlake, Texas. "You know, I did not know that I had won when it was over. I didn't know who was playing well. I didn't know what was really going on in front of me. Certainly the cameras followed us most of the day. But I did not know if someone was ahead of me that made a good score. I had no idea really what was going on."

Final Leaders:

1. Ben Crane	65-71-69-70	275
2. Marc Leishman	68-69-71-68	276
2. Brandt Snedeker	71-68-68-69	276
2. Michael Sim	73-62-70-71	276
5. Michael Allen	72-66-74-65	277
5. Alex Prugh	67-71-73-66	277
5. Ernie Els	70-69-69-69	277

2011

January 27-30



Torrey Pines

\$5,400,000 total purse

\$1,044,000 first prize

Winner: Bubba Watson

71-65-69-67-272

Bubba Watson captured the 2011 Farmers Insurance Open with a 16-under par score of 272 and one shot win over Phil Mickelson. Watson birdied the 72nd hole for victory. Phil Mickelson needed an eagle to force a playoff and pitched his third shot 66 yards to 4.4 feet and he made the birdie putt to fall one shot behind.

"The putt on the 71st hole was the most important. I know I had a chance to win. I birdied all the par 5s today and it came out to the right number," said Bubba Watson, who earned his second PGA TOUR win. "I knew I needed to make the birdie putt to win because I knew Phil was going to go for it. I didn't know he laid up. I was trying to not get emotional and not get to excited and I made the putt."

Final Leaders:

1. Bubba Watson	71-65-69-67	272
2. Phil Mickelson	67-69-68-69	273
3. Dustin Johnson	67-69-71-66	275

2012

January 26-29



Torrey Pines

\$6,000,000 total purse

\$1,080,000 first prize

Winner: Brandt Snedeker

67-64-74-67-272

Brandt Snedeker captured the 2012 Farmers Insurance Open with a two-hole playoff victory over Kyle Stanley. Snedeker, made a par 3 on the 16th hole and Stanley made bogey for the win.

"I went through a whole range of emotions over the last two days, let alone in the last hour and a half to be sitting where I am. I was sitting in here literally an hour ago wondering if I was -- completely content with a second place finish," said Snedeker who recorded his third straight Top 10 at the Farmers Insurance Open and fourth overall in six career starts. Since 2000, only four players have carried the 54-hole lead on to victory.

Final Leaders:

1. Brandt Snedeker	67-64-74-67	272
1. Kyle Stanley	62-68-68-74	272
2. John Rollins	70-65-68-71	274
4. Bill Haas	63-71-70-72	276
4. Cameron Tringale	67-72-66-71	276
6. Hunter Mahan	69-65-74-69	277
6. John Huh	64-71-68-74	277
8. Jimmy Walker	73-65-70-70	278
8. Martin Flores	65-67-75-71	278

TOURNAMENT HISTORY



2013

January 24-28



Torrey Pines

\$6,100,000 total purse

\$1,080,000 first prize

Winner: Tiger Woods

68-65-69-72-274

Tiger Woods captured his 7th Farmers Insurance Open title and his 75th win on the PGA TOUR with a 14-under score of 274 and four-shot win over defending champion Brandt Snedeker and Josh Teater. Woods became the first player in TOUR history to win on the same golf course eight times. Woods has now converted 50 of 54 third-round leads. He now only trails Sam Snead all-time for wins with 82. "Not too bad. I'm excited the way I played all week," said Woods. "I hit the ball well. Pretty much did everything well this week, and built myself a nice little cushion. I had some mistakes at the end. But all my good play before that really allowed me to afford those mistakes." Well, I drove the ball beautifully all week. As I was explaining that my short game has been coming around. It came around at the end of last season.

Final Leaders:

1. Tiger Woods	68 65 69 72	274
2. Brandt Snedeker	65 75 69 69	278
2. Josh Teater	66 70 73 69	278
3. Jimmy Walker	67 69 72 71	279

2014

January 23-26



Torrey Pines

\$6,100,000 total purse

\$1,098,000 first prize

Winner: Scott Stallings

72-67-72-68-279

Scott Stallings captured the 2014 Farmers Insurance Open with 9-under-par 279 for a one-stroke victory over KJ Choi, Graham Delaet, Jason Day, Pat Perez and Marc Leishman. Stallings said, "There's not many lists on the PGA TOUR where your name is as close to Tiger Woods is ever a bad thing. Obviously Tiger's had a tremendous amount of success here. Winning anyplace that he's been a part of and he's etched his name in history in so many things that we've done, but having my name close to his in a great event that he's obviously dominated is pretty awesome." With his win, Stallings wins his third career PGA TOUR event in his 88th start. Three of Stallings 10 top-10 finishes have been victories and he is one of six players currently under the age of 30 with at least three wins.

Final Leaders:

1. Scott Stallings	72 67 72 68	279
2. KJ Choi	74 70 70 66	280
2. Graham Delaet	70 73 69 68	280
2. Jason Day	66 73 73 68	280

2015

February 5-8



Torrey Pines

\$6,300,000 total purse

\$1,134,000 first prize

Winner: Jason Day

72-67-72-68-279

Jason Day survived a four-man playoff to secure his third career PGA Tour victory at the 2015 Farmer Insurance Open. Day took home \$1,134,000 in prize money and 500 FedEx Cup points. Day, J.B. Holmes, Harris English and defending champion Scott Stallings all finished Sunday's round at 9-under-par. Day and Holmes knocked English and Stallings out of the playoff with a pair of birdies on the par-5 18th, and went neck and neck on the par-3 16th hole. Day landed his tee shot safely on the green and two-putted for par while Holmes sailed his tee shot over the green and was unable to get up and down. "I'm just real proud of myself for hanging in there," Day said. "It was a tough week for everyone. I'm just glad to get (win) number three, and hopefully this win can open up the gates for many more. It felt like a U.S. Open, really."

Final Leaders:

1. Jason Day	73 65 71 70	279
2. Scott Stallings	70 72 68 69	279
2. Harris English	68 66 73 72	279
2. J.B. Holmes	69 70 68 72	279
5. Charles Howell III	72 70 70 68	280

**Won on playoff on 2nd hole over J.B. Holmes*

TOURNAMENT HISTORY



2016

January 28-31



Torrey Pines

\$6,500,000 total purse

\$1,170,000 first prize

Winner: Brandt Snedeker

73-70-70-69-282


Snedeker rallied from six shots off the lead, coming back from a tie for 27th after the third round to win the Farmers Insurance Open for the second time in five years. Snedeker edged third-round co-leader K.J. Choi by one stroke to earn a \$1,170,000 winner's check and 500 FedExCup points. While Snedeker finished his final round Sunday, severe weather forced 49 players to complete their final rounds Monday. The tournament had a Monday finish for just the second time after the 2013 Farmers Insurance Open was delayed Sunday due to dense fog. With heavy rains and winds up to 45 mph making playing conditions difficult, Snedeker was the only player to break par in the final round. Snedeker, who made the cut on the line, played his final 17 holes Sunday without a bogey – even as half of the players who finished Sunday shot 80 or higher. "It says that I don't give up, I keep grinding until the last putt goes in and I take pride in that," Snedeker said.

Final leaders:

1. Brandt Snedeker	73 70 70 69	282
2. K.J. Choi	68 67 72 76	283
3. Kevin Streelman	69 69 72 74	284

2017

January 26-29



Torrey Pines

\$6,700,000 total purse

\$1,206,000 first prize

Winner: Jon Rahm

72-69-69-65-275

Jon Rahm of Spain added his name to the burgeoning list of young stars Sunday with his big game and a big finish at Torrey Pines. Rahm made two eagles over the final six holes, the last one a 60-foot putt from the back fringe on the par-5 18th hole for a 5-under 67 to win the Farmers Insurance Open by three shots for his first PGA TOUR victory. Rahm, who turned 22 in November, beat Phil Mickelson's mark as the youngest champion at this tournament. He also became the first player in 26 years to capture his first PGA TOUR title at Torrey Pines. Starting the final round three shots out of the lead, Rahm made up ground in a hurry. He hit 4-iron to 18 feet on the par-5 13th and holed the eagle putt to tie for the lead. He stuffed a wedge to 5 feet on the 17th to take the lead, and he finished with his long eagle putt that broke hard to the right and peeled back to the left and dropped in on the side of the cup. Rahm, leaning forward during its 60-foot journey to the hole, unleashed a double fist pump as he hugged his caddie. He watched a replay of the last eagle putt, along with his celebration, and said, "I don't even remember doing it." On a day in which nine players had at least a share of the lead, the final 20 minutes only mattered for positions. Rahm finished at 13-under 275, three shots ahead of Charles Howell III (68) and C.T. Pan of Taiwan, who had a 70. Brandt Snedeker and Patrick Rodgers, tied for the lead going into the final round, fell back with too many mistakes on the back nine. The way Rahm finished, it might not have mattered.

Final leaders:

1. Jon Rahm	72	69	69	65	275
2. Charles Howell III	67	74	69	68	278
2. C.T. Pan	70	69	69	70	278

TOURNAMENT HISTORY



2018

January 25-29 (Monday Finish)
Torrey Pines

\$6,900,000 total purse
\$1,242,000 first prize

Winner: **Jason Day**

73-64-71-70 – 278

The affable Australian rallied from a three-stroke deficit entering Sunday's final round to force a playoff with Swede Alex Noren and American Ryan Palmer, then emerged victorious in a playoff for the second time in four years at Torrey Pines after outlasting Noren in a six-hole, two-day playoff with a birdie on the par-5 18th hole in the 8 a.m. hour on Monday morning. The six-hole playoff was the longest of the 17 playoffs in the tournament's 67-year history, and tied for the longest playoff on the PGA TOUR in 2017-18, though it was the only playoff to be decided on Monday. Day became the ninth golfer to win multiple titles in this tournament, as he also won in 2015 via a playoff. Monday's win was Day's 11th PGA TOUR title – and his first since capturing the 2016 PLAYERS Championship – and it earned Day \$1,242,000 and 500 FedExCup points. Day stands No. 4 on the all-time Farmers Insurance Open money list (\$2,925,929.57). "It is special to be able to win here again," Day said. "I didn't sleep well at all (on Sunday). The crazy thing is you feel like you're going to go out and play 18 holes again but you're not ... it could be over in one hole, which it was and luckily I was on the right side of it. I was more nervous in regulation than I was in the actual playoff." Day, who shot the best round of the 2018 event with a 8-under-par 64 on Torrey Pines' North Course in Round 2, and Noren made birdie on Sunday's first playoff hole, while Palmer's par eliminated him. Day and Noren endured four more playoff holes on Sunday before darkness at 5:34 p.m. postponed the event's thrilling finish until Monday. Noren bogeyed the only hole the pair would play that day and walked away with what still stands as his best finish in 54 PGA TOUR starts.

Final leaders:

1. Jason Day	73-64-71-70	278
2. Alex Noren	70-66-69-73	278
2. Ryan Palmer	66-67-73-72	278
4. J.B. Holmes	70-72-65-72	279
5. Keegan Bradley	70-69-71-70	280

2019

January 24-27
Torrey Pines

\$7,100,000 total purse
\$1,278,000 first prize

Winner: **Justin Rose**

63-66-69-69 – 267

Englishman Justin Rose had been knocking on the door to the 18th green championship ceremony at Torrey Pines for a few years. After tying for fourth in 2017 and tying for eighth in 2018, the Rose finally came into full bloom in 2019. The World No. 1 began the Farmers Insurance Open with a stellar 9-under-par 63 on Torrey Pines' North Course, and never relinquished the tournament lead after Friday's second round on the way to a 72-hole masterclass performance of 21-under 267 and a two-shot victory over Adam Scott. Rose won his first Farmers Insurance Open and 10th PGA TOUR title, earning a winner's check of \$1,278,000 and 500 FedExCup points. The 2018 PGA TOUR FedExCup champion and 2013 U.S. Open champion's play was consistently marvelous all week as he tied the Farmers Insurance Open's 36-hole and 54-hole scoring records – at 15-under 129 and 18-under 198, respectively – and only fell a stroke shy of matching the tournament's 72-hole scoring record. Rose's victory came with Gareth Lord on his bag, temporarily substituting for his regular caddie, Mark Fulcher, who was recovering from heart surgery within the past week. "Today's been a good day," Rose said. "It's been sort of an emotional week, a different week. Obviously dedicated this one to my caddie, Fooch, who's sitting at home and probably finding it much harder to sit at home than actually being out here, and probably harder than the heart surgery itself watching this weekend. This one's for him. I guess to win in the position I am in the world rankings, too, kind of makes it -- there's a few little extra special pieces that make this win a fun one." Scott, the 2013 Masters champion, birdied the final four holes to finish runner-up (19-under 269) in his Farmers Insurance Open debut. With their results, Rose and Scott became the sixth and seventh golfers to surpass \$50 million in PGA TOUR career earnings. Six of the top seven golfers from the star-studded leaderboard were foreigners, including two-time tournament winner Jason Day, Rory McIlroy (in his Farmers Insurance Open debut), and 2017 Farmers Insurance Open winner Jon Rahm.

Final leaders:

1. Justin Rose	63-66-69-69	267
2. Adam Scott	70-66-65-68	269
3. Hideki Matsuyama	66-66-73-67	272
4. Talor Gooch	69-68-67-68	272
5. Jason Day	67-71-69-67	274

TOURNAMENT HISTORY



2020

January 23-26

Torrey Pines

\$7,500,000 total purse

\$1,350,000 first prize

Winner: Marc Leishman

68-72-68-65-273



On Australia Day, Marc Leishman saved his best at Torrey Pines for last in claiming his fifth career PGA TOUR title at the 2020 Farmers Insurance Open. Leishman's final-round, 7-under-par 65 – capped by a birdie on No. 18 – was his lowest score in 44 career rounds at the venue as he overcame a four-stroke deficit entering the day to hold off 2017 Farmers Insurance Open champion Jon Rahm by one stroke. Leishman shot 5-under 31 on the front nine to catapult himself into contention on Sunday, making birdies at Nos. 1, 2, 4, 6 and 8. His stellar iron play and putting enabled him to put together a scrambler's masterpiece as he only hit three of 14 fairways off the tee. Playing in his 12th consecutive Farmers Insurance Open, Leishman has often held a fondness for Torrey Pines, as evidenced by the 36-year-old's runner-up finishes in the 2010 and 2014 editions and five overall top-10 results in the tournament. Leishman's first travel away from his native Australia was to Torrey Pines at age 17 to play in the Junior World Championships. "This is a pretty sweet victory just because I've come close here a few times. From my first year on TOUR, I felt like this is a place I could win at and then to finally do it my 12th year on TOUR is really satisfying. I think karma's a thing, but you can never bank on it. It was funny because I drove it really well early in the week and then, clearly, I didn't drive it well today. But my iron game was really good and then the putter. I holed some really good par saves there on the whole back nine really. A bit of extra practice early in the week on the putting green. Kind of had a good feeling. I grew up on this grass, I grew up on kikuyu fairways, poa greens." Runner-up and third-round leader Rahm shot a 2-under 70 in the final round and narrowly missed out on becoming the event's 10th multiple winner. Rory McIlroy, who placed T5 in his Farmers Insurance Open debut in 2019, followed up with a T3 (12-under 276) in 2020. Seven-time Farmers Insurance Open champion Tiger Woods finished T9 (9-under 279) in his first PGA TOUR event of 2020, and his first attempt to win his 83rd PGA TOUR event to stand alone as the TOUR's all-time winningest golfer. Second-round leader Ryan Palmer shot the low round of the tournament, a 10-under 62 on Torrey Pines' North Course on Friday, played in Sunday's final group and finished T21.

Final leaders:

1. Marc Leishman	68-72-68-65	273
2. Jon Rahm	68-71-65-70	274
T3. Brandt Snedeker	69-67-72-68	276
T3. Rory McIlroy	67-73-67-69	276
5. Tom Hoge	71-71-67-68	277

TOP 25

ALL-TIME MONEY LEADERS

<u>Rank</u>	<u>Player</u>	<u>Money</u>
1	Tiger Woods	\$7,177,379.00
2	Brandt Snedeker	\$4,425,199.08
3	Jason Day	\$3,299,454.57
4	Phil Mickelson	\$3,159,800.54
5	Charles Howell III	\$2,870,422.42
6	Marc Leishman	\$2,639,062.03
7	Jon Rahm	\$2,326,522.50
8	Nick Watney	\$1,931,123.07
9	Justin Rose	\$1,862,567.40
10	Bubba Watson	\$1,848,663.50
11	Scott Stallings	\$1,657,874.67
12	K.J. Choi	\$1,466,417.42
13	John Rollins	\$1,409,415.94
14	Ben Crane	\$1,405,907.16
15	J.B. Holmes	\$ 1,367,259.20
16	Luke Donald	\$ 1,176,810.66
17	Jose Maria Olazabal	\$ 1,167,168.00
18	John Daly	\$ 1,110,124.67
19	Pat Perez	\$ 1,025,573.15
20	Bill Haas	\$ 1,002,394.00
21	Tony Finau	\$ 1,001,758.57
22	Jimmy Walker	\$ 1,000,567.00
23	Kevin Sutherland	\$ 1,000,361.81
24	Keegan Bradley	\$ 903,363.00
25	Davis Love III	\$ 881,137.32



Media Contacts

For additional information, please contact Greg Ball or Damian Secore from BZA PR.

Greg Ball, 760-271-9183, gregb@bzapr.com

Damian Secore, 951-454-6047, damians@bzapr.com